

FOCUS AREAS: TOM BRADLEY WEST

HARDSCAPE

- 1 COLOR CONCRETE PAVING
- 2 PLAIN CONCRETE PAVING
- 3 PEDESTRIAN ENTRY
- 4 CROSSWALK
- 5 BOLLARDS
- 6 ILLUMINATED BENCH- SMALL
- 7 ILLUMINATED BENCH- LARGE
- 8 SEATWALL
- 9 PEDESTRIAN BARRIER

PLANTING



MEXICAN FAN PALM
Washingtonia robusta




NEW ZEALAND CHRISTMAS TREE
Metrosideros excelsa




BLUE GLOW AGAVE
Agave 'Blue Glow'




SHARA RIVER LOMANDRA
Lomandra fluviatilis 'Shara'



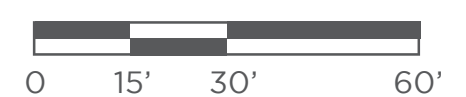
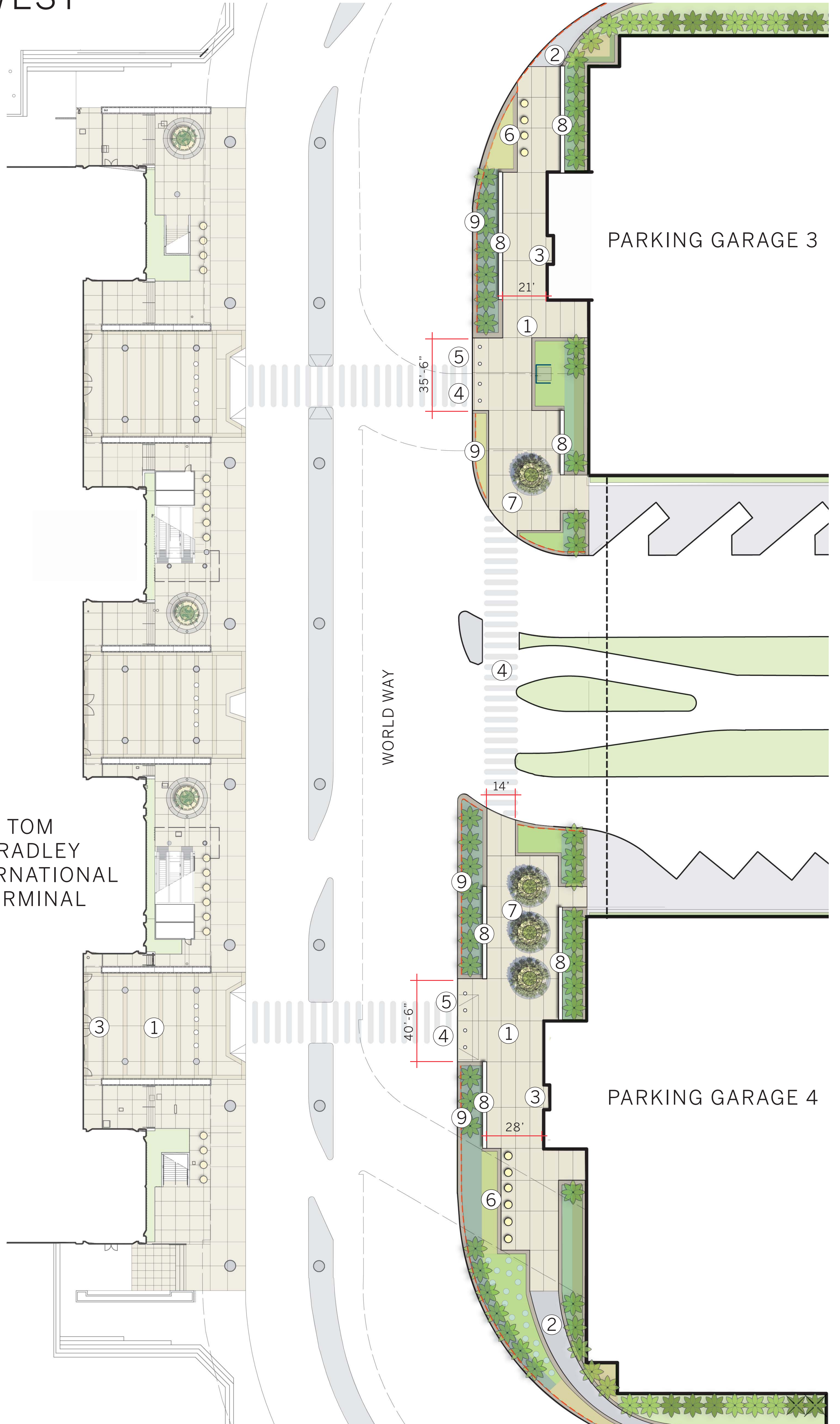
BRILLIANT ROCKROSE
Helianthemum 'Brilliant'



MAURITIUS HEMP
Furcraea foetida 'Mediopicta'



DECOMPOSED GRANITE



This section is under construction.