


# United Airlines

Data Received Through: November 30, 2018 - Data Source: Contractor's LCP Tracker Report


Prime Contractor: Hensel Phelps

Subcontractor Name	Reported Community Sponsorships	 HIRE LAX Graduates	Total Impact Workers	Total Local Workers	Total Workers	Local Hire % (Headcount)	
American Air Balance, Inc.	0	0	N/A	1	1	100.0%	=
CSA CONSTRUCTORS INC - PARKING STRUCTURE	0	0	N/A	7	8	87.5%	=
American Air Balance Co., Inc.	0	0	N/A	6	7	85.7%	=
TEC MANAGEMENT CONSULTANTS, INC.	0	0	N/A	19	23	82.6%	=
El Prado Cleaning Service Inc.	0	0	N/A	71	103	68.9%	=
OMNITEAM, INC.	0	0	N/A	2	3	66.7%	=
PEREZ CONSTRUCTION GROUP, INC.	0	0	N/A	2	3	66.7%	=
Birdi & Associates, Inc.	0	0	N/A	4	7	57.1%	=
CSA CONSTRUCTORS, INC	0	0	N/A	8	15	53.3%	=
Comet Electric (sub to Johnson Controls)	0	0	N/A	9	17	52.9%	=
Bill Glore, Inc.	0	0	N/A	1	2	50.0%	=
S E PIPE LINE CONSTRUCTION CO	0	0	N/A	11	22	50.0%	=
SIEMENS INDUSTRY, INC.	0	0	N/A	1	2	50.0%	=
SITE SOLUTION SERVICES, INC.	0	0	N/A	1	2	50.0%	=
Rebar Engineering, Inc.	0	0	N/A	21	43	48.8%	=
Building Electronic Controls Inc - Sasco	0	0	N/A	10	22	45.5%	=
MCCLONE CONSTRUCTION COMPANY	0	0	N/A	14	32	43.8%	=
Building Electronic Controls, Inc.	0	0	N/A	9	21	42.9%	=
Best Contracting Services, Inc.	0	0	N/A	24	57	42.1%	=
ISEC, INC.	0	0	N/A	5	12	41.7%	=
PRO STEEL ERECTORS, INC.	0	0	N/A	33	80	41.3%	=
Alameda Construction Services, Inc.	0	0	N/A	2	5	40.0%	=
HENSEL PHELPS CONSTRUCTION CO	0	0	N/A	29	74	39.2%	↑
REBAR ENGINEERING INC.	0	0	N/A	5	13	38.5%	=
NEVELL GROUP INC	0	0	N/A	23	60	38.3%	=

# United Airlines

Data Received Through: November 30, 2018 - Data Source: Contractor's LCP Tracker Report


Prime Contractor: Hensel Phelps

Subcontractor Name	Reported Community Sponsorships	 HIRE LAX Graduates	Total Impact Workers	Total Local Workers	Total Workers	Local Hire % (Headcount)	
MURRAY COMPANY	0	0	N/A	13	34	38.2%	=
ENVIRONMENTAL CONTRUCTION GROUP (ECG)	0	0	N/A	66	173	38.2%	=
SERVICE WEST, INC.	0	0	N/A	14	37	37.8%	=
SASCO	0	0	N/A	67	180	37.2%	↑
MORROW-MEADOWS CORPORATION	0	0	N/A	11	30	36.7%	=
COSCO FIRE PROTECTION, INC.	0	0	N/A	8	22	36.4%	=
WEISS SHEET METAL COMPANY DBA METCOE SKYLIGHT SPECIALTIES	0	0	N/A	4	11	36.4%	=
Comet Electric, Inc.	0	0	N/A	9	25	36.0%	=
PSOMAS	0	0	N/A	5	14	35.7%	=
GGG DEMOLITION, INC.	0	0	N/A	52	147	35.4%	=
PERFORMANCE CONTRACTING, INC. - 0900110	0	0	N/A	66	190	34.7%	↓
XL Fire Protection	0	0	N/A	14	41	34.1%	=
Quality Production Services	0	0	N/A	15	44	34.1%	=
ISEC, INC - TRP	0	0	N/A	22	65	33.8%	↓
Architectural Design & Signs	0	0	N/A	5	15	33.3%	=
Building Electronic Controls, Inc. (COMET® Electric)	0	0	N/A	2	6	33.3%	=
DIRECT A/V	0	0	N/A	10	30	33.3%	=
G&G DOOR PRODUCTS, INC.	0	0	N/A	4	12	33.3%	=
J. COLAVIN & SON, INC.	0	0	N/A	21	63	33.3%	=
MAGCO DRILLING, Inc.	0	0	N/A	4	12	33.3%	=
MARTIN INTEGRATED	0	0	N/A	1	3	33.3%	=
SMOKE GUARD CALIFORNIA, INC	0	0	N/A	1	3	33.3%	=
MUIR-CHASE PLUMBING CO., INC.	0	0	N/A	11	34	32.4%	=
Concrete Coring Company-	0	0	N/A	8	25	32.0%	=
JOHNSON & TURNER PAINTING CO., INC.	0	0	N/A	8	25	32.0%	=
LETNER ROOFING CO.	0	0	N/A	48	150	32.0%	=

# United Airlines

Data Received Through: November 30, 2018 - Data Source: Contractor's LCP Tracker Report

Prime Contractor: Hensel Phelps

Subcontractor Name	Reported Community Sponsorships	 HIRE LAX Graduates	Total Impact Workers	Total Local Workers	Total Workers	Local Hire % (Headcount)	=
Wilson & Hampton Painting Contractors	0	0	N/A	12	38	31.6%	=
LIMBACH COMPANY LP	0	0	N/A	33	110	30.0%	=
Stumbaugh & Associates, Inc.	0	0	N/A	3	10	30.0%	=
Centerline Concrete Cutting	0	0	N/A	2	7	28.6%	=
SHEWARD & SON & SONS	0	0	N/A	2	7	28.6%	=
OTIS ELEVATOR	0	0	N/A	19	69	27.5%	=
WEST COAST FIRESTOPPING, INC.	0	0	N/A	6	22	27.3%	=
Zolnay Insulation, Inc.	0	0	N/A	6	22	27.3%	=
DSG MECHANICAL CORPORATION	0	0	N/A	5	19	26.3%	=
Facilities Engineering	0	0	N/A	1	4	25.0%	=
G&C EQUIPMENT CORPORATION	0	0	N/A	2	8	25.0%	=
KLONDIKE CONSTRUCTION SERVICES, INC.	0	0	N/A	2	8	25.0%	=
Mike Payne and Associates, Inc	0	0	N/A	3	12	25.0%	=
Pacific Single Ply, Inc.	0	0	N/A	1	4	25.0%	=
UNDERGROUND CONSTRUCTION CO., INC.	0	0	N/A	4	16	25.0%	=
CRITCHFIELD MECHANICAL, INC. OF SOUTHERN CALIFORNIA	0	0	N/A	16	65	24.6%	=
SASCO - DATA & SYSTEM	0	0	N/A	15	62	24.2%	=
Masonry Concepts, Inc.	0	0	N/A	4	17	23.5%	=
NOR CAL PIPELINE SERVICES, INC	0	0	N/A	6	26	23.1%	=
Woodbridge Glass Incorporated	0	0	N/A	11	48	22.9%	=
CORRADINI CORP.	0	0	N/A	19	84	22.6%	=
GLOW ELECTRIC COMPANY INC	0	0	N/A	4	18	22.2%	=
KARCHER INSULATION, INC.	0	0	N/A	2	9	22.2%	=
PROSPECTRA CONTRACT FLOORING	0	0	N/A	6	28	21.4%	=
HILL CRANE SERVICE, INC.	0	0	N/A	4	19	21.1%	=
Sterndahl Enterprises, Inc.	0	0	N/A	7	34	20.6%	=

# United Airlines

Data Received Through: November 30, 2018 - Data Source: Contractor's LCP Tracker Report


Prime Contractor: Hensel Phelps

Subcontractor Name	Reported Community Sponsorships	 HIRE LAX Graduates	Total Impact Workers	Total Local Workers	Total Workers	Local Hire % (Headcount)	=
GERDAU REINFORCING STEEL	0	0	N/A	1	5	20.0%	=
KARCHER INSULATION, INC. #2	0	0	N/A	1	5	20.0%	=
VERTICAL ACCESS, INC. (ECG)	0	0	N/A	1	5	20.0%	=
Cell-Crete Corporation	0	0	N/A	3	16	18.8%	=
LAWRENCE W. ROSINE CO.	0	0	N/A	2	11	18.2%	=
SOUTHWEST STEEL OF CALIFORNIA, INC.	0	0	N/A	12	67	17.9%	=
Bali Construction, Inc.	0	0	N/A	5	28	17.9%	=
CSI ELECTRICAL CONTRACTORS, INC.	0	0	N/A	1	6	16.7%	=
GRIFFITH COMPANY	0	0	N/A	3	19	15.8%	=
Preferred Ceilings	0	0	N/A	5	33	15.2%	=
C Below	0	0	N/A	1	7	14.3%	=
Wilson & Hampton Painting	0	0	N/A	2	14	14.3%	=
Cal Strip Inc.	0	0	N/A	1	8	12.5%	=
Anning Johnson Company	0	0	N/A	4	35	11.4%	=
Coast Building Products	0	0	N/A	1	10	10.0%	=
INFINITY METALS, INC.	0	0	N/A	1	10	10.0%	=
Aldridge Electric, Inc.	0	0	N/A	1	15	6.7%	=
Ace Equipment Inc.	0	0	N/A	0	2	0.0%	=
Applied Engineering Concepts	0	0	N/A	0	1	0.0%	=
Centerline Concrete (SASCO)	0	0	N/A	0	1	0.0%	=
CONCRETE CORING COMPANY	0	0	N/A	0	3	0.0%	=
CONNOR CONCRETE CUTTING AND CORING	0	0	N/A	0	9	0.0%	=
Davidson Concrete Cutting, Inc.	0	0	N/A	0	1	0.0%	=
DSM CONSTRUCTION, INC	0	0	N/A	0	11	0.0%	=
INSPECTION RESOURCES CO.	0	0	N/A	0	1	0.0%	=
Karcher Interior Systems, Inc - SASCO	0	0	N/A	0	6	0.0%	=

# United Airlines

Data Received Through: November 30, 2018 - Data Source: Contractor's LCP Tracker Report

Prime Contractor: Hensel Phelps

Subcontractor Name	Reported Community Sponsorships	 HIRE LAX Graduates	Total Impact Workers	Total Local Workers	Total Workers	Local Hire % (Headcount)	
Karcher Interior Systems, Inc. (Comet Electric)	0	0	N/A	0	1	0.0%	=
MR CRANE, Inc.	0	0	N/A	0	3	0.0%	=
PACIFIC ARCHITECTURAL WOODWORKIG, INC.	0	0	N/A	0	9	0.0%	=
SALSBURY ENGINEERING, INC.	0	0	N/A	0	7	0.0%	=
SKYCON Inc.	0	0	N/A	0	6	0.0%	=
SMI ARCHITECTURAL MILLWORK	0	0	N/A	0	3	0.0%	=
So Cal Sanitation	0	0	N/A	0	8	0.0%	=
SPECIALTY STAINLESS INSTALLATIONS, INC.	0	0	N/A	0	7	0.0%	=
VERTICAL ACCESS, INC.	0	0	N/A	0	1	0.0%	=
West Coast Firestopping Inc.	0	0	N/A	0	2	0.0%	=
	<b>0</b>	<b>0</b>	<b>0</b>	<b>1047</b>	<b>3167</b>	<b>33.1%</b>	<b>=</b>

**LAX PLA Article III, Section 6 Contractor Hiring Obligations** - . . . to maximize the employment of qualified local persons residing within the area of the Project, with the goal that at least 30% of each contractor's employees hired under this Agreement shall be either residents of the cities immediately adjacent to LAX or of the City of Los Angeles ("local residents"). Contractors shall develop a hiring plan and maintain records of their compliance efforts.