


Southwest Airlines Terminal 1 Modernization

Data Received Through: September 30, 2018 - Data Source: Contractor's LCP Tracker Report

Prime Contractor: Hensel Phelps

Subcontractor Name	Total Community Sponsorships	 HIRE LAX Graduates	Total Impact Workers	Total Local Workers	Total Workers	Local Hire % (Headcount)	
American Air Balance Co Inc.	0	0	N/A	2	2	100.0%	=
CPR Trucking Services Inc.	0	0	N/A	5	5	100.0%	=
Golden State Boring & Pipe Jacking, Inc.	0	0	N/A	4	4	100.0%	=
JLS CONCRETE PUMPING	0	0	N/A	1	1	100.0%	=
Western Waterproofing	0	0	N/A	12	12	100.0%	=
Service West, Inc.	0	0	N/A	18	19	94.7%	=
24 Hour Sweeping, Inc.	0	0	N/A	4	5	80.0%	=
El Prado Cleaning Service Inc.	0	0	N/A	76	112	67.9%	=
PENHALL COMPANY	0	0	N/A	2	3	66.7%	=
Showcase Facility Solutions	0	0	N/A	8	13	61.5%	=
Birdi & Associates, Inc.	0	0	N/A	9	15	60.0%	=
Safe Scaffolding	0	0	N/A	3	5	60.0%	NEW
California Earth Transport, Inc.	0	0	N/A	30	52	57.7%	↓
CSA CONSTRUCTORS, INC	0	0	N/A	53	94	56.4%	↓
C.P.R. Trucking, Inc. (sub to Griffith)	0	0	N/A	30	56	53.6%	=
KDC INC DBA DYNALECTRIC	0	0	N/A	13	25	52.0%	=
Building Control Electronics - Premier Interiors	0	0	N/A	10	20	50.0%	=
GT COMMERCIAL CONCRETE, INC.	0	0	N/A	1	2	50.0%	=
Stumbaugh & Associates, Inc.	0	0	N/A	4	8	50.0%	=
Util-Locate	0	0	N/A	1	2	50.0%	=
Underground Construction Co., Inc.	0	0	N/A	14	29	48.3%	↓
3531 Trucking Inc.	0	0	N/A	11	23	47.8%	=
Best Contracting Services, Inc.	0	0	N/A	47	99	47.5%	=
NCM Contracting Group, LP	0	0	N/A	8	17	47.1%	=
West Coast Fire Stopping	0	0	N/A	7	17	41.2%	=

Southwest Airlines Terminal 1 Modernization

Data Received Through: September 30, 2018 - Data Source: Contractor's LCP Tracker Report


Prime Contractor: Hensel Phelps

Subcontractor Name	Total Community Sponsorships	 HIRE LAX Graduates	Total Impact Workers	Total Local Workers	Total Workers	Local Hire % (Headcount)	
Concrete Coring Company (sub to Griffith)	0	0	N/A	15	37	40.5%	=
LVI FACILITY SERVICES	0	0	N/A	15	39	38.5%	=
J. COLAVIN & SON, INC.	0	0	N/A	21	55	38.2%	=
MURRAY COMPANY	0	0	N/A	41	109	37.6%	↓
JLS Pumping	0	0	N/A	3	8	37.5%	=
Rebar Engineering, Inc.	0	0	N/A	15	40	37.5%	↓
Substructure Support, Inc.	0	0	N/A	3	8	37.5%	=
PRO STEEL ERECTORS, INC.	0	0	N/A	36	98	36.7%	↑
DIRECT AV	0	0	N/A	11	30	36.7%	=
Quality Production Services	0	0	N/A	5	14	35.7%	=
Wilson & Hampton Painting Contractors	0	0	N/A	12	35	34.3%	=
MORROW MEADOWS CORP (ELECTRICAL & LOW VOLTAGE)	0	0	N/A	109	326	33.4%	↑
DUGGAN & ASSOCIATES, INC.	0	0	N/A	1	3	33.3%	=
FRANK S. SMITH MASONRY, INC.	0	0	N/A	8	24	33.3%	=
GLORE & ASSOCIATES, INC.	0	0	N/A	1	3	33.3%	=
LIMBACH COMPANY LP	0	0	N/A	9	27	33.3%	=
PREMIER INTERIOR DEVELOPMENT, INC.	0	0	N/A	4	12	33.3%	=
GGG DEMOLITION, INC.	0	0	N/A	51	156	32.7%	=
PERFORMANCE CONTRACTING, INC. - 0900110	1	0	N/A	73	229	31.9%	=
Signature Flooring, Inc.	0	0	N/A	7	22	31.8%	=
Weiss Sheet Metal Company	0	0	N/A	5	16	31.3%	=
MORROW-MEADOWS CORP - PREMIER INTERIORS	0	0	N/A	4	13	30.8%	=
Twining, Inc.	0	0	N/A	8	26	30.8%	=
HENSEL PHELPS CONSTRUCTION CO	0	0	N/A	22	72	30.6%	↑
Safway Services, LLC	0	0	N/A	18	59	30.5%	=
Architectural Design & Signs, Inc.	0	0	N/A	6	20	30.0%	=

Southwest Airlines Terminal 1 Modernization

Data Received Through: September 30, 2018 - Data Source: Contractor's LCP Tracker Report


Prime Contractor: Hensel Phelps

Subcontractor Name	Total Community Sponsorships	 HIRE LAX Graduates	Total Impact Workers	Total Local Workers	Total Workers	Local Hire % (Headcount)	
COSCO FIRE PROTECTION (T1)	0	0	N/A	12	41	29.3%	=
NEVELL GROUP INC	0	0	N/A	31	106	29.2%	=
ISEC, INC.	0	0	N/A	19	65	29.2%	=
GRIFFITH COMPANY	0	0	N/A	90	310	29.0%	=
JOHNSON & TURNER PAINTING CO., INC.	0	0	N/A	11	38	28.9%	=
Centerline Concrete Cutting	0	0	N/A	2	7	28.6%	=
Coast Building Products	0	0	N/A	4	14	28.6%	=
KARCHER INSULATION, INC.	0	0	N/A	4	14	28.6%	=
NOR CAL PIPELINE SERVICES, INC	0	0	N/A	8	29	27.6%	=
Safway Services, LLC (Sub to CMI)	0	0	N/A	10	37	27.0%	=
HARWOOD CONSTRUCTION, INC.	0	0	N/A	4	15	26.7%	=
Wood Group Field Services, Inc.	0	0	N/A	4	15	26.7%	=
Air Balance Co, Inc.	0	0	N/A	3	12	25.0%	=
C.A. Buchen Corp	0	0	N/A	2	8	25.0%	=
COSCO FIRE PROTECTION, INC.	0	0	N/A	2	8	25.0%	=
KARCHER INSULATION, INC. #2	0	0	N/A	3	12	25.0%	=
Brand Scaffold Services Inc.	0	0	N/A	5	21	23.8%	=
Schindler Elevator Corporation	0	0	N/A	4	17	23.5%	=
Washington Iron Work	0	0	N/A	17	73	23.3%	=
MORROW-MEADOWS CORPORATION	2	0	N/A	10	43	23.3%	=
LETNER ROOFING CO.	0	0	N/A	14	61	23.0%	=
Building Control Electronics	0	0	N/A	2	9	22.2%	=
INFINITY DRYWALL CONTRACTING, INC.	0	0	N/A	2	9	22.2%	=
Malcolm Drilling Company	0	0	N/A	2	9	22.2%	=
Sequoia Consultants	0	0	N/A	11	50	22.0%	=
CRITCHFIELD MECHANICAL, INC. OF SOUTHERN CALIFORNIA	0	0	N/A	29	132	22.0%	=

Southwest Airlines Terminal 1 Modernization

Data Received Through: September 30, 2018 - Data Source: Contractor's LCP Tracker Report


Prime Contractor: Hensel Phelps

Subcontractor Name	Total Community Sponsorships	 HIRE LAX Graduates	Total Impact Workers	Total Local Workers	Total Workers	Local Hire % (Headcount)	
CORRADINI CORP.	0	0	N/A	20	94	21.3%	=
Penhall Company (Sub to Griffith Company)	0	0	N/A	4	19	21.1%	=
Brady Company/Los Angeles	0	0	N/A	4	20	20.0%	=
CONTINENTAL MARBLE & TILE COMPANY	0	0	N/A	1	5	20.0%	=
EER, Inc.	0	0	N/A	1	5	20.0%	=
GLOW ELECTRIC COMPANY INC	0	0	N/A	2	10	20.0%	=
L2 SPECIALTIES, INC.	0	0	N/A	1	5	20.0%	=
LAWRENCE W. ROSINE CO.	0	0	N/A	2	10	20.0%	=
ELLJAY ACOUSTICS, INC.	0	0	N/A	9	47	19.1%	=
Specialty Installation, Inc.	0	0	N/A	2	11	18.2%	=
WMB & Associates, Inc.	0	0	N/A	2	11	18.2%	=
Sterndahl Enterprise Inc.	0	0	N/A	6	35	17.1%	=
Conco Pumping	0	0	N/A	2	12	16.7%	=
GIROUX GLASS, INC. (T1MP)	0	0	N/A	8	48	16.7%	↓
PROSPECTRA CONTRACT FLOORING	0	0	N/A	6	36	16.7%	=
SASCO	0	0	N/A	1	6	16.7%	=
XL Fire Protection	0	0	N/A	1	6	16.7%	=
CRITCHFIELD MECHANICAL, INC. OF SOUTHERN CALIFORNIA (PUMP ROOM)	0	0	N/A	8	53	15.1%	=
Applied Engineering Concepts	0	0	N/A	1	7	14.3%	=
Vertical Earthworks, Inc.	0	0	N/A	1	7	14.3%	=
MR CRANE, Inc.	0	0	N/A	1	10	10.0%	=
LIMBACH COMPANY - PREMIER INTERIOR DEVELOPMENT, INC.	0	0	N/A	1	11	9.1%	=
R.J. & J Construction, Inc.	0	0	N/A	2	22	9.1%	=
Savala Equipment Company, Inc.	0	0	N/A	2	22	9.1%	=
C Below, Inc.	0	0	N/A	1	12	8.3%	=
Schindler Elevator Corporation (Elevator Division)	0	0	N/A	1	15	6.7%	=

Southwest Airlines Terminal 1 Modernization

Data Received Through: September 30, 2018 - Data Source: Contractor's LCP Tracker Report

Prime Contractor: Hensel Phelps


Subcontractor Name	Total Community Sponsorships	 HIRE LAX Graduates	Total Impact Workers	Total Local Workers	Total Workers	Local Hire % (Headcount)	
OTIS ELEVATOR	0	0	N/A	2	33	6.1%	=
INFINITY METALS, INC.	0	0	N/A	2	38	5.3%	=
B & I Equipment Rental LLC	0	0	N/A	0	1	0.0%	=
B & J Tree Service	0	0	N/A	0	7	0.0%	=
BC Traffic	0	0	N/A	0	4	0.0%	=
Centerline Concrete Cutting (Cosco)	0	0	N/A	0	1	0.0%	=
CONCO PUMPING A	0	0	N/A	0	1	0.0%	=
CONNOR CONCRETE CUTTING AND CORING	0	0	N/A	0	11	0.0%	=
CONNOR CONCRETE CUTTING AND CORING (Sub to RJ & J Construction)	0	0	N/A	0	5	0.0%	=
CRITCHFIELD MEHCANICAL, INC. OF SOUTHERN CALIFORNIA (SURVEY)	0	0	N/A	0	7	0.0%	=
Davidson Concrete Cutting, Inc.	0	0	N/A	0	1	0.0%	=
Fine Grade Equipment, Inc.	0	0	N/A	0	19	0.0%	=
G&F Concrete Cutting, INC.	0	0	N/A	0	1	0.0%	=
G&G DOOR PRODUCTS, INC.	0	0	N/A	0	6	0.0%	=
Giroux Glass, Inc.	0	0	N/A	0	3	0.0%	=
GONSALVES & SANTUCCI INC. DBA CONCO PUMPING	0	0	N/A	0	1	0.0%	=
Goss Construction Company Inc. (sub to Griffith)	0	0	N/A	0	10	0.0%	=
GREGG DRILLING & TESTING, INC.	0	0	N/A	0	2	0.0%	=
Harper's Backhoe Service, Inc. dba Harper Equipment Rental	0	0	N/A	0	2	0.0%	=
HILL CRANE SERVICE, INC.	0	0	N/A	0	15	0.0%	=
INLAND PACIFIC TILE, INC.	0	0	N/A	0	5	0.0%	=
KARCHER FIRESTOPPING, INC.	0	0	N/A	0	5	0.0%	=
KOPPL PIPELINE SERVICES, INC	0	0	N/A	0	3	0.0%	=
MCKEON DOOR WEST, INC.	0	0	N/A	0	9	0.0%	=
MORROW-MEADOWS CORP (MAIN ELECTRICAL UPGRADES)	0	0	N/A	0	4	0.0%	=
MR. CRANE, INC.	0	0	N/A	0	16	0.0%	=

Please note that total number of individual sponsorships may not equal the project's total sponsorships as these workers may have been placed at other locations

Southwest Airlines Terminal 1 Modernization

Data Received Through: September 30, 2018 - Data Source: Contractor's LCP Tracker Report

Prime Contractor: Hensel Phelps

Subcontractor Name	Total Community Sponsorships	 HIRE LAX Graduates	Total Impact Workers	Total Local Workers	Total Workers	Local Hire % (Headcount)	
NEWMAN BACKHOE SERVICE, INC.	0	0	N/A	0	4	0.0%	=
NOLD'S EQUIPMENT, INC.	0	0	N/A	0	3	0.0%	=
PAVEMENT RECYCLING SYSTEMS, INC.	0	0	N/A	0	4	0.0%	=
PENHALL COMPANY (CMI)	0	0	N/A	0	2	0.0%	=
PRE-CON PRODUCTS	0	0	N/A	0	3	0.0%	=
PSSI International Inc.	0	0	N/A	0	2	0.0%	=
Q&D CONSTRUCTION, INC.	0	0	N/A	0	2	0.0%	=
R.J. Lalonde, Inc.	0	0	N/A	0	11	0.0%	=
Sheward & Sons & Sons	0	0	N/A	0	1	0.0%	=
Sign Industries Incorporated	0	0	N/A	0	2	0.0%	=
Skycon Inc.,	0	0	N/A	0	5	0.0%	=
Smoke Guard California, Inc.	0	0	N/A	0	1	0.0%	=
Stanley Access Inc.	0	0	N/A	0	7	0.0%	=
Torrent Resources (CA) Inc	0	0	N/A	0	6	0.0%	=
Tower Glass, Inc.	0	0	N/A	0	3	0.0%	=
United Riggers & Erectors, Inc.	0	0	N/A	0	9	0.0%	=
Vance Corporation	0	0	N/A	0	2	0.0%	=
VNSM	0	0	N/A	0	2	0.0%	=
Western Specialties Company	0	0	N/A	0	2	0.0%	=
	3	0	0	1275	4096	31.1%	↓

LAX PLA Article III, Section 6 Contractor Hiring Obligations - . . . to maximize the employment of qualified local persons residing within the area of the Project, with the goal that at least 30% of each contractor's employees hired under this Agreement shall be either residents of the cities immediately adjacent to LAX or of the City of Los Angeles ("local residents"). Contractors shall develop a hiring plan and maintain records of their compliance efforts.