


Delta Sky Way Program

Data Received Through: January 31, 2019 - Data Source: Contractor's LCP Tracker Report


Prime Contractor: S&P/STV JV

Subcontractor Name	Reported Community Sponsorships	 HIRE LAX Graduates	Total Impact Workers	Total Local Workers	Total Workers	Local Hire % (Headcount)
24 Hour Sweeping	0	0	0	3	3	100.0%
Versatile Coating Inc.	0	0	0	1	1	100.0%
West Coast Firestopping	0	0	1	1	1	100.0%
CSI Electrical Contractors, Inc.	0	0	0	4	5	80.0%
Birdi & Associates, Inc.	0	0	1	3	4	75.0%
Crown Fence	0	0	0	3	4	75.0%
El Prado Cleaning Service	0	0	4	36	55	65.5%
C. A. Buchen	0	0	1	4	7	57.1%
Southern California Industries	0	0	3	7	13	53.8%
Bonas Company	0	0	0	1	2	50.0%
Borbon Inc.	0	0	2	3	6	50.0%
Dabco Enterprises, Inc.	0	0	0	2	4	50.0%
Nold's Equipment, Inc.	0	0	1	1	2	50.0%
Uti-Locate	0	0	0	1	2	50.0%
Murray Company	0	0	1	8	17	47.1%
Izurieta Fence Company, Inc.	0	0	0	5	11	45.5%
KDC Inc DBA Dynaelectric	0	0	1	6	14	42.9%
Zolnay Insulation, Inc.	0	0	0	3	7	42.9%
Direct AV	0	0	2	5	12	41.7%
California Earth Transport	0	0	4	14	35	40.0%
Morrow-Meadows Corporation	0	0	25	84	218	38.5%
Rosendin Electric	0	0	2	5	13	38.5%
Granite Construction	0	0	1	8	22	36.4%

Delta Sky Way Program

Data Received Through: January 31, 2019 - Data Source: Contractor's LCP Tracker Report


Prime Contractor: S&P/STV JV

Subcontractor Name		Reported Community Sponsorships	 HIRE LAX Graduates	Total Impact Workers	Total Local Workers	Total Workers	Local Hire % (Headcount)
GGG Demolition, Inc.		0	0	2	17	49	34.7%
3531 Trucking Inc.		0	0	0	3	9	33.3%
Comet Electric		0	0	0	3	9	33.3%
CSA Constructors, Inc.		0	0	1	5	15	33.3%
Giroux Glass Inc.		0	0	0	1	3	33.3%
Infinity Drywall Contracting Inc.		0	0	5	24	72	33.3%
RMA Group		0	0	1	1	3	33.3%
So-Cal Insulation	NEW	0	0	1	1	3	33.3%
Performance Contracting, Inc.		0	0	11	30	95	31.6%
Critchfield Mechanical Inc. of So. Cal.		0	0	2	5	16	31.3%
Pro Steel Erectors, Inc.		0	0	0	5	16	31.3%
Matrix Environmental, INC.		0	0	1	18	58	31.0%
ISEC, Inc.		0	0	4	16	52	30.8%
R.J.&J. CONSTRUCTION, INC.		0	0	3	8	26	30.8%
Penhall Company		0	0	1	9	30	30.0%
Cosco Fire Protection, Inc. - Sprinklers		0	0	0	5	17	29.4%
Lawrence W Rosine Co		0	0	0	2	7	28.6%
Martin Bros. Marcowall, LLC		0	0	2	6	21	28.6%
The Culver Group, Inc.		0	0	2	2	7	28.6%
Universal Metro, Inc.		0	0	0	2	7	28.6%
GRIFFITH COMPANY		0	0	7	28	100	28.0%
Building Electronic Controls, Inc.		0	0	0	3	11	27.3%
Limbach Company LP		0	0	2	8	30	26.7%
Austin Enterprise		0	0	0	3	12	25.0%

Delta Sky Way Program

Data Received Through: January 31, 2019 - Data Source: Contractor's LCP Tracker Report


Prime Contractor: S&P/STV JV

Subcontractor Name	Reported Community Sponsorships	 HIRE LAX Graduates	Total Impact Workers	Total Local Workers	Total Workers	Local Hire % (Headcount)
Group Delta Consultants, Inc.	0	0	0	1	4	25.0%
Johnson & Turner Painting Co. Inc.	0	0	0	4	16	25.0%
GecTwo, Inc.	0	0	1	3	13	23.1%
Norcal Pipeline Services, Inc.	0	0	0	6	26	23.1%
Best Contracting Services, Inc.	0	0	1	2	9	22.2%
Western Industrial Contractors, Inc.	0	0	3	12	56	21.4%
Environmental Construction Group, Inc.	0	0	1	2	10	20.0%
Stantru Resources Inc DBA Santru Reinforcing Steel	0	0	0	2	10	20.0%
Traffic Management, Inc	0	0	0	3	15	20.0%
United Heider Inspection Group	0	0	0	3	16	18.8%
ACCO Engineered Systems	0	0	0	3	18	16.7%
Air Balance Co, Inc.	0	0	0	1	6	16.7%
United Riggers & Erectors, Inc.	0	0	0	1	6	16.7%
Badger Daylighting Corp	0	0	1	4	27	14.8%
Shape Interior Systems	0	0	0	1	7	14.3%
Xcel Mechanical Systems	0	0	0	2	14	14.3%
Northstar Contracting Group, Inc	0	0	0	2	15	13.3%
Advanced Fire Protection	0	0	1	1	8	12.5%
Dean Viskosky Contractors, Inc.	0	0	0	1	8	12.5%
G & F Concrete Cutting	0	0	0	1	9	11.1%
Underground Construction Company	0	0	0	3	28	10.7%
Mr. Crane, Inc.	0	0	0	1	20	5.0%
A Good Sign & Graphics Co	0	0	0	0	5	0.0%
AERO Bridgeworks	0	0	0	0	12	0.0%

Delta Sky Way Program

Data Received Through: January 31, 2019 - Data Source: Contractor's LCP Tracker Report


Prime Contractor: S&P/STV JV

Subcontractor Name	Reported Community Sponsorships	 HIRE LAX Graduates	Total Impact Workers	Total Local Workers	Total Workers	Local Hire % (Headcount)
ARB, Inc.	0	0	0	0	1	0.0%
Art Cuevas Concrete	0	0	0	0	12	0.0%
Bragg Crane Service	0	0	0	0	3	0.0%
CENTER-LINE CONCRETE CUTTING INC	0	0	0	0	1	0.0%
City Service Contracting, Inc.	0	0	0	0	5	0.0%
Climatec	0	0	0	0	2	0.0%
Commercial Scaffolding of CA, Inc.	0	0	0	0	4	0.0%
Concrete Coring Company	0	0	0	0	1	0.0%
CONNER CONCRETE CUTTING & CORING	0	0	0	0	5	0.0%
Digital Decora, Inc.	0	0	0	0	2	0.0%
Geo-Advantec, Inc.	0	0	0	0	1	0.0%
GONSALVES & SANTUCCI INC. DBA CONCO PUMPING INC	0	0	0	0	4	0.0%
Hill Crane Service	0	0	0	0	3	0.0%
J Colavin & Son, Inc..	0	0	0	0	2	0.0%
PCI Striping	0	0	0	0	14	0.0%
Premier Interior Development, Inc.	0	0	0	0	5	0.0%
PSI3G Inc dba Partition Specialties, Inc.	0	0	0	0	2	0.0%
Psomas	0	0	0	0	2	0.0%
R. J. Lalonde, Inc.	0	0	0	0	7	0.0%
Savala Equipment Company	0	0	0	0	1	0.0%
The J.V. Land Clearing Co., Inc.	0	0	0	0	6	0.0%
The LKR Group, Inc.	0	0	0	0	3	0.0%
Vance Corporation	0	0	0	0	1	0.0%
Vertical Access	0	0	0	0	3	0.0%

Delta Sky Way Program

Data Received Through: January 31, 2019 - Data Source: Contractor's LCP Tracker Report

Prime Contractor: S&P/STV JV

Subcontractor Name	Reported Community Sponsorships	 HIRE LAX Graduates	Total Impact Workers	Total Local Workers	Total Workers	Local Hire % (Headcount)
Western Allied Corporation	0	0	0	0	1	0.0%
Wolverine Fire Protection Co	0	0	0	0	2	0.0%
	0	0	102	472	1577	29.9%

LAX PLA Article III, Section 6 Contractor Hiring Obligations - . . . to maximize the employment of qualified local persons residing within the area of the Project, with the goal that at least 30% of each contractor's employees hired under this Agreement shall be either residents of the cities immediately adjacent to LAX or of the City of Los Angeles ("local residents"). Contractors shall develop a hiring plan and maintain records of their compliance efforts.