


Midfield Satellite Course North

Data Received Through: January 31, 2019 - Data Source: Contractor's LCP Tracker Report


Prime Contractor: Turner-PCL

Subcontractor Name	Reported Community Sponsorships	 HIRE LAX Graduates	Total Impact Workers	Total Local Workers	Total Workers	Local Hire % (Headcount)
American Air Balance Co., Inc.	0	0	1	1	1	100.0%
Global Diversified Voltage Services	0	0	1	1	1	100.0%
Palp Inc., dba Excel Paving Company	0	0	0	1	1	100.0%
L.Riley Trucking	0	0	2	24	31	77.4%
SR BRAY LLC dba Power Plus	0	0	0	2	3	66.7%
24 Hour Sweeping, Inc.	0	0	1	7	11	63.6%
CSI Electrical Contractors, Inc.	0	0	0	5	8	62.5%
AGI Marble Company, Inc.	0	0	0	3	5	60.0%
LA Excavating, Inc. dba Alward Equipment	0	0	2	12	20	60.0%
West Coast Firestopping, Inc.	0	0	1	3	5	60.0%
Control Air Conditioning Corp.	3	1	2	39	66	59.1%
PCL Construction Services - A/TPJV	0	0	11	30	51	58.8%
Techno Coatings	0	0	0	4	7	57.1%
XL Fire Protection	0	0	1	4	7	57.1%
KDC Inc., dba Dynalectric	0	0	9	34	62	54.8%
Zolnay Insulation, Inc.	0	0	0	8	15	53.3%
GEC2	0	0	9	32	63	50.8%
Bielski Specialty Services, Inc.	0	0	0	2	4	50.0%
Building Electronic Controls, Inc.	0	0	1	8	16	50.0%
Cor-Ray Painting Co.	0	0	0	6	12	50.0%
Thyssenkrupp Airport Systems, Inc.	0	0	1	1	2	50.0%
Valley Waterproofing, Inc.	0	0	0	1	2	50.0%
TeraBand Technologies, Inc.	0	0	3	16	33	48.5%

Midfield Satellite Course North

Data Received Through: January 31, 2019 - Data Source: Contractor's LCP Tracker Report


Prime Contractor: Turner-PCL

Subcontractor Name		Reported Community Sponsorships	 HIRE LAX Graduates	Total Impact Workers	Total Local Workers	Total Workers	Local Hire % (Headcount)
ISEC, Inc.		0	0	7	29	60	48.3%
Glow Electric		0	0	3	6	13	46.2%
Environmental Construction Group, Inc.		0	0	1	11	24	45.8%
Alameda Construction Services, Inc.	NEW	0	0	1	4	9	44.4%
California Earth Transport, Inc.		0	0	13	67	151	44.4%
Top End Constructors		0	0	0	7	16	43.8%
Courtney Inc.		0	0	0	3	7	42.9%
Helix Electric, Inc.		1	1	12	63	148	42.6%
Safe Scaffolding		0	0	3	8	19	42.1%
Direct AV		0	0	2	5	12	41.7%
Infinity Drywall Contracting, Inc.		1	1	0	5	12	41.7%
SE Pipeline Construction		0	0	1	7	17	41.2%
Comet Electric		0	0	1	15	37	40.5%
Taft Electric Company		0	0	7	15	37	40.5%
Conti Corporation		0	0	0	6	15	40.0%
Murrco Construction, Inc.		2	0	3	16	40	40.0%
PCL Construction B- Tunnel/Concrete		13	4	3	10	25	40.0%
Steve Bubalo Construction Co.		2	0	5	13	34	38.2%
Farwest Insulation Contracting		0	0	2	3	8	37.5%
Alert Insulation Co., Inc.		0	0	1	7	19	36.8%
San-Mar Construction Co., Inc.		3	0	3	32	87	36.8%
Blue Iron Foundations & Shoring LLC		0	0	2	4	11	36.4%
Coast Insulation Contractor, Inc. dba Coast Building Products		0	0	0	4	11	36.4%
R&R Masonry, Inc.		0	0	1	9	25	36.0%

Midfield Satellite Course North

Data Received Through: January 31, 2019 - Data Source: Contractor's LCP Tracker Report


Prime Contractor: Turner-PCL

Subcontractor Name	Reported Community Sponsorships	 HIRE LAX Graduates	Total Impact Workers	Total Local Workers	Total Workers	Local Hire % (Headcount)
Tahlequah Steel	0	0	5	18	50	36.0%
Martinez Steel Corporation	0	0	1	25	70	35.7%
Penhall Company	0	0	2	20	56	35.7%
Vellutini Corp dba Royal Electric Company	0	0	1	10	28	35.7%
Cowelco	1	0	2	8	23	34.8%
Saddleback Waterproofing	0	0	2	11	32	34.4%
NorthStar Contracting Group, Inc.	0	0	0	12	35	34.3%
Anning-Johnson Company	1	0	5	16	47	34.0%
Martin Bros./Marcowall, Inc.	0	0	1	2	6	33.3%
Nold's Equipment	0	0	1	1	3	33.3%
Northwest Excavating, Inc.	0	0	0	1	3	33.3%
Premier Tile & Marble	0	0	1	7	21	33.3%
Silverado Tile and Stone, Inc.	0	0	0	2	6	33.3%
South Coast Specialty Construction	0	0	0	3	9	33.3%
Upland Contracting, Inc.	0	0	0	2	6	33.3%
Best Contracting Services, Inc.	0	0	7	45	138	32.6%
Bagatelos Glass Systems, Inc.	3	1	1	11	34	32.4%
Granite Construction Company	4	1	23	97	300	32.3%
RJ&J Construction, Inc.	0	0	3	9	28	32.1%
Gonsalves & Santucci dba Conco	0	0	14	102	318	32.1%
Concrete Coring Company	0	0	1	7	22	31.8%
Malcolm Drilling Co., Inc.	0	0	4	20	63	31.7%
Crown Fence Co.	0	0	1	13	42	31.0%
Griffith Company	2	0	12	56	183	30.6%

Midfield Satellite Course North

Data Received Through: January 31, 2019 - Data Source: Contractor's LCP Tracker Report


Prime Contractor: Turner-PCL

Subcontractor Name	Reported Community Sponsorships	 HIRE LAX Graduates	Total Impact Workers	Total Local Workers	Total Workers	Local Hire % (Headcount)
Gerdau Reinforcing Steel	4	0	8	42	138	30.4%
Wolverine Fire Protection Co	4	4	6	10	33	30.3%
Mike Zarp, Inc.	0	0	3	12	40	30.0%
McGuire Contracting, Inc.	2	1	6	54	185	29.2%
Borbon, Inc.	0	0	3	8	28	28.6%
Machado & Sons Construction, Inc.	0	0	1	2	7	28.6%
Otis Elevator Company	0	0	4	26	91	28.6%
Pan-Pacific Mechanical	0	0	0	6	21	28.6%
Allied Steel Co., Inc.	1	1	4	18	64	28.1%
Southwest Steel of California, Inc.	0	0	1	12	43	27.9%
LNA Concrete Structures, Inc.	0	0	2	6	22	27.3%
NOR-CAL Pipeline Services	0	0	1	11	41	26.8%
McDonough Construction Rentals, Inc.	0	0	0	4	15	26.7%
Muhlhauser Steel, Inc.	0	0	2	11	42	26.2%
Limbach Company LC	0	0	5	27	105	25.7%
Performance Contracting, Inc.	0	0	17	52	203	25.6%
Shoring Engineers	0	0	3	34	133	25.6%
A Power Sweeping, Inc.	0	0	0	1	4	25.0%
Applied Engineering Concepts	0	0	0	2	8	25.0%
Brady Company	0	0	1	7	28	25.0%
Karcher Insulation, Inc.	0	0	1	1	4	25.0%
Kellar Sweeping, Inc.	0	0	0	1	4	25.0%
KM3N-B dba Terra-Petra	0	0	0	1	4	25.0%
Merli Concrete Pumping	0	0	0	4	16	25.0%

Midfield Satelite Course North

Data Received Through: January 31, 2019 - Data Source: Contractor's LCP Tracker Report


Prime Contractor: Turner-PCL

Subcontractor Name	Reported Community Sponsorships	 HIRE LAX Graduates	Total Impact Workers	Total Local Workers	Total Workers	Local Hire % (Headcount)
PG Cutting Services	1	0	0	2	8	25.0%
Throop Lightweight Fill, Inc.	0	0	0	1	4	25.0%
Bryton Engineering & Grading, Inc. dba Premiere	0	0	1	6	26	23.1%
Conco Pumping, Inc.	4	1	1	6	26	23.1%
Schuff Steel	4	1	9	45	195	23.1%
Signature Flooring, Inc.	0	0	0	2	9	22.2%
Commercial Scaffolding of CA, Inc.	0	0	0	4	19	21.1%
Austin Enterprise	0	0	0	5	24	20.8%
Crown Corr, Inc.	0	0	1	5	24	20.8%
Bill Carr Surveys, Inc.	0	0	0	1	5	20.0%
J.R. Construction	0	0	0	1	5	20.0%
Orange County Plastering Company	1	1	5	9	45	20.0%
TechCorr USA Management, LLC	0	0	0	1	5	20.0%
W.A. Rasic Construction Company, Inc.	0	0	0	1	5	20.0%
Blois Construction, Inc.	2	1	1	9	48	18.8%
Vertical Access, Inc.	0	0	1	9	50	18.0%
Bigge Crane and Rigging Co.	0	0	2	3	17	17.6%
Traffic Management, Inc.	0	0	0	3	17	17.6%
Karcher Interiors Systems, Inc.	0	0	1	2	12	16.7%
GeoDesign, Inc.	0	0	1	2	13	15.4%
Martin Integrated	0	0	0	5	35	14.3%
RR Leonard Company	0	0	0	1	7	14.3%
Sterndahl Enterprises, Inc.	0	0	2	5	35	14.3%
Ampco North, Inc.	0	0	0	1	8	12.5%

Midfield Satellite Course North

Data Received Through: January 31, 2019 - Data Source: Contractor's LCP Tracker Report


Prime Contractor: Turner-PCL

Subcontractor Name		Reported Community Sponsorships	 HIRE LAX Graduates	Total Impact Workers	Total Local Workers	Total Workers	Local Hire % (Headcount)
Pfeiler & Associates Engineers, Inc.		0	0	0	2	16	12.5%
RJ Lalonde, Inc.		0	0	2	2	16	12.5%
RMA Group, Inc.		0	0	1	3	25	12.0%
Badger Daylighting		0	0	0	2	17	11.8%
Savala Equipment Company, Inc.		0	0	0	2	21	9.5%
Doty Bros. Construction Co.		0	0	1	1	12	8.3%
Murray Company		0	0	0	4	54	7.4%
Reliable Construction Services, LLC		0	0	0	1	14	7.1%
United Riggers & Erectors, Inc.		0	0	0	1	15	6.7%
Bragg Crane Service		0	0	0	3	55	5.5%
Maxim Crane Works		0	0	1	1	20	5.0%
Addison Equipment Rental		0	0	0	0	2	0.0%
Antigo Construction, Inc.		0	0	0	0	2	0.0%
ARS Construction Services, Inc. dba Concrete Cutting IntL.		0	0	0	0	2	0.0%
Ayala Boring, Inc.		0	0	0	0	11	0.0%
BHC Crane, LLC		0	0	0	0	18	0.0%
Cascade Drilling, LP		0	0	0	0	5	0.0%
Century Sweeping, Inc.		0	0	0	0	3	0.0%
Cindy Trump Inc., dba Lindy's Cold Planing		0	0	0	0	2	0.0%
Connor Concrete Cutting and Coring		0	0	0	0	7	0.0%
Crane Rental Service, Inc.		0	0	0	0	38	0.0%
Dean's Certified Welding, Inc.		0	0	0	0	15	0.0%
Diversified Production Services, Inc.	NEW	0	0	0	0	3	0.0%
FasTrack Rentals, Inc.		0	0	0	0	2	0.0%

Midfield Satellite Course North

Data Received Through: January 31, 2019 - Data Source: Contractor's LCP Tracker Report


Prime Contractor: Turner-PCL

Subcontractor Name		Reported Community Sponsorships	 HIRE LAX Graduates	Total Impact Workers	Total Local Workers	Total Workers	Local Hire % (Headcount)
Fine Grade Equipment, Inc.		0	0	0	0	10	0.0%
G and S Mechanical USA, Inc.		0	0	0	0	3	0.0%
G&F Concrete Cutting, Inc.		0	0	0	0	1	0.0%
Golden State Boring & Pipe Jacking, Inc.		0	0	0	0	4	0.0%
Griffin Contract Dewatering, LLC		0	0	0	0	5	0.0%
JLM Installation		0	0	0	0	1	0.0%
Karcher Firestopping, Inc.		0	0	0	0	1	0.0%
Koppl Pipeline Services, Inc.		0	0	0	0	4	0.0%
Matt Chlor, Inc.		0	0	0	0	3	0.0%
MB Professional Service, Inc.		0	0	0	0	8	0.0%
Mitsubishi Electric US, Inc.	NEW	0	0	0	0	2	0.0%
Mr. Crane, Inc.		0	0	0	0	27	0.0%
Newman Backhoe Service, Inc.		0	0	0	0	4	0.0%
Pavement Recycling Systems		0	0	0	0	1	0.0%
PCI		9	3	0	0	5	0.0%
PSC Industrial Outsourcing LP		0	0	0	0	7	0.0%
Rouch Rebar, Inc.		0	0	0	0	5	0.0%
Sign Age Identity Systems, Inc.		0	0	0	0	4	0.0%
Socal Pacific Construction Corp. dba National Coating & Lining Co.		0	0	0	0	5	0.0%
Straight Up Surveying, Inc	NEW	0	0	0	0	2	0.0%
The Door Crew, Inc.		0	0	0	0	2	0.0%
Ultra Welding, Inc.		0	0	0	0	6	0.0%
Warren Collins & Associates, dba Collins Company		0	0	0	0	4	0.0%
WMB & Associates		0	0	0	0	3	0.0%

Midfield Satellite Course North

Data Received Through: January 31, 2019 - Data Source: Contractor's LCP Tracker Report

Prime Contractor: Turner-PCL

Subcontractor Name	Reported Community Sponsorships	 HIRE LAX Graduates	Total Impact Workers	Total Local Workers	Total Workers	Local Hire % (Headcount)
	68	22	301	1594	5199	30.7%

LAX PLA Article III, Section 6 Contractor Hiring Obligations - . . . to maximize the employment of qualified local persons residing within the area of the Project, with the goal that at least 30% of each contractor's employees hired under this Agreement shall be either residents of the cities immediately adjacent to LAX or of the City of Los Angeles ("local residents"). Contractors shall develop a hiring plan and maintain records of their compliance efforts.