


Midfield Satellite Course North

Data Received Through: October 31, 2019 - Data Source: Contractor's LCP Tracker Report


Prime Contractor: Turner-PCL

Subcontractor Name	Reported Community Sponsorships	 HIRE LAX Graduates	Total Impact Workers	Total Local Workers	Total Workers	Local Hire % (Headcount)
American Air Balance Co., Inc.	0	0	1	2	2	100.0%
Cosco Fire Protection	0	0	0	1	1	100.0%
Global Diversified Voltage Services	0	0	1	1	1	100.0%
Palp Inc., dba Excel Paving Company	0	0	0	1	1	100.0%
L.Riley Trucking	0	0	2	24	31	77.4%
XL Fire Protection	0	0	2	9	13	69.2%
SR BRAY LLC dba Power Plus	0	0	0	2	3	66.7%
LA Excavating, Inc. dba Alward Equipment	0	0	4	19	30	63.3%
AGI Marble Company, Inc.	0	0	0	6	10	60.0%
Birdi & Associates, Inc.	0	0	3	9	15	60.0%
PCL Construction Services - A/TPJV	16	6	12	39	65	60.0%
KDC Inc., dba Dynalectric	0	0	9	34	62	54.8%
Building Electronic Controls, Inc.	0	0	3	13	24	54.2%
Control Air Conditioning Corp.	3	1	3	43	80	53.8%
24 Hour Sweeping, Inc.	0	0	1	7	14	50.0%
Bielski Specialty Services, Inc.	0	0	0	2	4	50.0%
Cor-Ray Painting Co.	0	0	0	6	12	50.0%
Direct AV	0	0	2	7	14	50.0%
Thyssenkrupp Airport Systems, Inc.	0	0	1	1	2	50.0%
Glow Electric	0	0	3	6	13	46.2%
SE Pipeline Construction	0	0	2	12	26	46.2%
Diversified Production Services, Inc.	0	0	4	13	29	44.8%
TeraBand Technologies, Inc.	1	1	4	29	66	43.9%
California Earth Transport, Inc.	0	0	14	71	162	43.8%

Midfield Satellite Course North

Data Received Through: October 31, 2019 - Data Source: Contractor's LCP Tracker Report


Prime Contractor: Turner-PCL

Subcontractor Name	Reported Community Sponsorships	 HIRE LAX Graduates	Total Impact Workers	Total Local Workers	Total Workers	Local Hire % (Headcount)
Techno Coatings	0	0	0	7	16	43.8%
West Coast Firestopping, Inc.	0	0	2	6	14	42.9%
GEC2	0	0	10	50	118	42.4%
Comet Electric	0	0	1	16	39	41.0%
Safe Scaffolding	0	0	5	13	32	40.6%
Apex Cabling Inc	NEW	0	1	2	5	40.0%
Conti Corporation	0	0	0	6	15	40.0%
ISEC, Inc.	1	1	12	42	105	40.0%
San-Mar Construction Co., Inc.	3	0	4	36	92	39.1%
Top End Constructors	0	0	0	16	41	39.0%
CSI Electrical Contractors, Inc.	0	0	2	7	18	38.9%
Steve Bubalo Construction Co.	2	0	6	14	36	38.9%
Vellutini Corp dba Royal Electric Company	0	0	1	12	31	38.7%
Infinity Drywall Contracting, Inc.	1	1	0	5	13	38.5%
Alert Insulation Co., Inc.	0	0	1	8	21	38.1%
Alameda Construction Services, Inc.	0	0	3	12	32	37.5%
R&R Masonry, Inc.	0	0	2	12	32	37.5%
Rosendin Electric Inc	0	0	1	3	8	37.5%
Helix Electric, Inc.	1	1	18	104	279	37.3%
Pan-Pacific Mechanical	0	0	0	10	27	37.0%
Murrco Construction, Inc.	2	0	3	17	46	37.0%
Borbon, Inc.	0	0	4	18	49	36.7%
RJ&J Construction, Inc.	0	0	3	11	30	36.7%
Taft Electric Company	0	0	7	19	52	36.5%
Blue Iron Foundations & Shoring LLC	0	0	2	4	11	36.4%

Midfield Satellite Course North

Data Received Through: October 31, 2019 - Data Source: Contractor's LCP Tracker Report


Prime Contractor: Turner-PCL

Subcontractor Name	Reported Community Sponsorships	 HIRE LAX Graduates	Total Impact Workers	Total Local Workers	Total Workers	Local Hire % (Headcount)
Environmental Construction Group, Inc.	0	0	1	12	33	36.4%
Muhlhauser Steel, Inc.	0	0	3	22	61	36.1%
Tahlequah Steel	0	0	5	18	50	36.0%
Martinez Steel Corporation	0	0	1	29	81	35.8%
Courtney Inc.	0	0	0	5	14	35.7%
PCL Construction B- Tunnel/Concrete	0	0	4	10	29	34.5%
NorthStar Contracting Group, Inc.	0	0	0	12	35	34.3%
Saddleback Waterproofing	0	0	2	12	35	34.3%
Penhall Company	0	0	2	23	68	33.8%
Corradini Corp	0	0	1	4	12	33.3%
Elite Terminal Services	NEW	0	0	1	3	33.3%
Northwest Excavating, Inc.	0	0	0	1	3	33.3%
Upland Contracting, Inc.	0	0	0	2	6	33.3%
Valley Waterproofing, Inc.	0	0	0	1	3	33.3%
Best Contracting Services, Inc.	0	0	9	56	173	32.4%
Premier Tile & Marble	0	0	1	11	34	32.4%
Granite Construction Company	4	1	26	115	357	32.2%
Anning-Johnson Company	1	0	4	16	50	32.0%
Concrete Coring Company	0	0	1	8	25	32.0%
Gonsalves & Santucci dba Conco	3	1	14	115	360	31.9%
Crown Fence Co.	0	0	1	14	44	31.8%
McDonough Construction Rentals, Inc.	0	0	1	7	22	31.8%
Mike Zarp, Inc.	0	0	3	13	41	31.7%
Sign Age Identity Systems, Inc.	0	0	1	5	16	31.3%
South Coast Specialty Construction	0	0	0	5	16	31.3%

Midfield Satellite Course North

Data Received Through: October 31, 2019 - Data Source: Contractor's LCP Tracker Report


Prime Contractor: Turner-PCL

Subcontractor Name	Reported Community Sponsorships	 HIRE LAX Graduates	Total Impact Workers	Total Local Workers	Total Workers	Local Hire % (Headcount)
Southwest Steel of California, Inc.	0	0	1	20	64	31.3%
Cowelco	1	0	2	9	29	31.0%
Malcolm Drilling Co., Inc.	0	0	4	20	66	30.3%
NOR-CAL Pipeline Services	0	0	2	19	63	30.2%
Wolverine Fire Protection Co	4	4	7	18	60	30.0%
Gerdau Reinforcing Steel	4	0	9	47	157	29.9%
McGuire Contracting, Inc.	2	1	8	63	217	29.0%
Zolnay Insulation, Inc.	0	0	0	9	31	29.0%
Griffith Company	2	0	13	70	243	28.8%
Otis Elevator Company	0	0	4	31	108	28.7%
Performance Contracting, Inc.	0	0	28	111	387	28.7%
Machado & Sons Construction, Inc.	0	0	1	2	7	28.6%
Bagatelos Glass Systems, Inc.	3	1	1	13	46	28.3%
Shoring Engineers	0	0	4	39	139	28.1%
LNA Concrete Structures, Inc.	0	0	3	8	29	27.6%
Coast Insulation Contractor, Inc. dba Coast Building Products	0	0	0	6	22	27.3%
Brady Company	0	0	2	10	37	27.0%
Bryton Engineering & Grading, Inc. dba Premiere	0	0	1	9	34	26.5%
A Power Sweeping, Inc.	0	0	0	1	4	25.0%
Crown Corr, Inc.	0	0	2	8	32	25.0%
Farwest Insulation Contracting	0	0	2	3	12	25.0%
Karcher Insulation, Inc.	0	0	1	2	8	25.0%
Kellar Sweeping, Inc.	0	0	0	1	4	25.0%
PG Cutting Services	1	0	0	2	8	25.0%
Silverado Tile and Stone, Inc.	0	0	0	3	12	25.0%

Midfield Satellite Course North

Data Received Through: October 31, 2019 - Data Source: Contractor's LCP Tracker Report


Prime Contractor: Turner-PCL

Subcontractor Name		Reported Community Sponsorships	 HIRE LAX Graduates	Total Impact Workers	Total Local Workers	Total Workers	Local Hire % (Headcount)
Sterndahl Enterprises, Inc.		0	0	2	10	40	25.0%
Throop Lightweight Fill, Inc.		0	0	0	1	4	25.0%
W.A. Rasic Construction Company, Inc.		0	0	0	2	8	25.0%
Zefiro Corporation	NEW	0	0	0	2	8	25.0%
Traffic Management, Inc.		0	0	0	5	21	23.8%
Allied Steel Co., Inc.		1	1	4	20	85	23.5%
Merli Concrete Pumping		0	0	0	4	17	23.5%
Conco Pumping, Inc.		1	0	1	7	30	23.3%
Limbach Company LC		0	0	6	35	150	23.3%
Schuff Steel		4	1	9	45	199	22.6%
Applied Engineering Concepts		0	0	0	2	9	22.2%
Karcher Interiors Systems, Inc.		2	2	1	4	18	22.2%
Cleveland Marble LP		0	0	0	7	32	21.9%
Air Conditioning Control Systems, Inc.		0	0	0	1	5	20.0%
Bill Carr Surveys, Inc.		0	0	0	1	5	20.0%
GeoDesign, Inc.		0	0	2	3	15	20.0%
KM3N-B dba Terra-Petra		0	0	0	1	5	20.0%
Nold's Equipment		0	0	1	1	5	20.0%
Sequoia Consultants Inc		0	0	0	3	15	20.0%
TechCorr USA Management, LLC		0	0	0	1	5	20.0%
Blois Construction, Inc.		2	1	2	10	52	19.2%
Orange County Plastering Company		1	1	5	12	63	19.0%
Signature Flooring, Inc.		0	0	0	7	38	18.4%
Bigge Crane and Rigging Co.		0	0	2	3	17	17.6%
Commercial Scaffolding of CA, Inc.		0	0	0	4	23	17.4%

Midfield Satellite Course North

Data Received Through: October 31, 2019 - Data Source: Contractor's LCP Tracker Report


Prime Contractor: Turner-PCL

Subcontractor Name	Reported Community Sponsorships	 HIRE LAX Graduates	Total Impact Workers	Total Local Workers	Total Workers	Local Hire % (Headcount)
Austin Enterprise	0	0	0	8	47	17.0%
Rouch Rebar, Inc.	0	0	0	1	6	16.7%
Vertical Access, Inc.	0	0	1	9	56	16.1%
Martin Integrated	0	0	0	6	42	14.3%
RMA Group, Inc.	0	0	1	5	35	14.3%
RR Leonard Company	0	0	0	1	7	14.3%
Martin Bros./Marcowall, Inc.	0	0	1	2	15	13.3%
Murray Company	0	0	0	9	71	12.7%
Ampco North, Inc.	0	0	0	1	8	12.5%
Pfeiler & Associates Engineers, Inc.	0	0	0	2	16	12.5%
RJ Lalonde, Inc.	0	0	2	2	16	12.5%
Badger Daylighting	0	0	0	2	19	10.5%
J.R. Construction	0	0	0	1	11	9.1%
Savala Equipment Company, Inc.	0	0	0	2	23	8.7%
Bragg Crane Service	0	0	1	8	93	8.6%
Doty Bros. Construction Co.	0	0	1	1	12	8.3%
Reliable Construction Services, LLC	0	0	0	1	15	6.7%
United Riggers & Erectors, Inc.	0	0	0	1	15	6.7%
Addison Equipment Rental	0	0	0	0	2	0.0%
Antigo Construction, Inc.	0	0	0	0	2	0.0%
ARS Construction Services, Inc. dba Concrete Cutting Intl.	0	0	0	0	2	0.0%
Ayala Boring, Inc.	0	0	0	0	11	0.0%
B & I Equipment Rental	0	0	0	0	1	0.0%
BHC Crane, LLC	0	0	0	0	18	0.0%
Cascade Drilling, LP	0	0	0	0	5	0.0%

Midfield Satellite Course North

Data Received Through: October 31, 2019 - Data Source: Contractor's LCP Tracker Report


Prime Contractor: Turner-PCL

Subcontractor Name	Reported Community Sponsorships	 HIRE LAX Graduates	Total Impact Workers	Total Local Workers	Total Workers	Local Hire % (Headcount)
CATTRAC Construction	0	0	0	0	1	0.0%
Cell Crete Corporation Inc	0	0	0	0	8	0.0%
Century Sweeping, Inc.	0	0	0	0	3	0.0%
Cindy Trump Inc., dba Lindy's Cold Planing	0	0	0	0	2	0.0%
Connor Concrete Cutting and Coring	0	0	0	0	10	0.0%
Crane Rental Service, Inc.	0	0	0	0	42	0.0%
D7 Consulting Inc.	0	0	0	0	6	0.0%
Dean's Certified Welding, Inc.	0	0	0	0	19	0.0%
DSM Construction Inc.	0	0	0	0	2	0.0%
ECCO Equipment Corporation	0	0	0	0	1	0.0%
Electro Construction Corp	0	0	0	0	4	0.0%
Exsell Sales Associates Inc	0	0	0	0	4	0.0%
FasTrack Rentals, Inc.	0	0	0	0	2	0.0%
Fine Grade Equipment, Inc.	0	0	0	0	11	0.0%
G and S Mechanical USA, Inc.	0	0	0	0	5	0.0%
G&F Concrete Cutting, Inc.	0	0	0	0	1	0.0%
Golden State Boring & Pipe Jacking, Inc.	0	0	0	0	4	0.0%
Griffin Contract Dewatering, LLC	0	0	0	0	5	0.0%
HMT Electric Inc	NEW	0	0	0	2	0.0%
Hydraulic Crane LLC	0	0	0	0	5	0.0%
JLM Installation	0	0	0	0	1	0.0%
Karcher Firestopping, Inc.	0	0	0	0	1	0.0%
Koppl Pipeline Services, Inc.	0	0	0	0	4	0.0%
L2 Specialties, Inc	0	0	0	0	2	0.0%
Matt Chlor, Inc.	0	0	0	0	3	0.0%

Midfield Satellite Course North

Data Received Through: October 31, 2019 - Data Source: Contractor's LCP Tracker Report

Prime Contractor: Turner-PCL

Subcontractor Name	Reported Community Sponsorships	 HIRE LAX Graduates	Total Impact Workers	Total Local Workers	Total Workers	Local Hire % (Headcount)
Maxim Crane Works	0	0	0	0	25	0.0%
MB Professional Service, Inc.	0	0	0	0	8	0.0%
Mitsubishi Electric US, Inc.	0	0	0	0	4	0.0%
Mr. Crane, Inc.	0	0	0	0	27	0.0%
Newman Backhoe Service, Inc.	0	0	0	0	5	0.0%
Pavement Recycling Systems	0	0	0	0	6	0.0%
PCI	17	10	0	0	5	0.0%
PSC Industrial Outsourcing LP	0	0	0	0	7	0.0%
Socal Pacific Construction Corp. dba National Coating & Lining Co.	0	0	0	0	11	0.0%
SteelPro Specialties	0	0	0	0	2	0.0%
Straight Up Surveying, Inc	0	0	0	0	2	0.0%
The Door Crew, Inc.	0	0	0	0	4	0.0%
Trademark Hoist Inc	0	0	0	0	3	0.0%
Ultra Welding, Inc.	0	0	0	0	6	0.0%
Warren Collins & Associates, dba Collins Company	0	0	0	0	4	0.0%
WMB & Associates	0	0	0	0	3	0.0%
	83	35	376	2101	6919	30.4%

LAX PLA Article III, Section 6 Contractor Hiring Obligations - . . . to maximize the employment of qualified local persons residing within the area of the Project, with the goal that at least 30% of each contractor's employees hired under this Agreement shall be either residents of the cities immediately adjacent to LAX or of the City of Los Angeles ("local residents"). Contractors shall develop a hiring plan and maintain records of their compliance efforts.