


# LAMP Utilities & Enabling Project (LULEP)

Data Received Through: April 30, 2020 - Data Source: Contractor's LCP Tracker


Prime Contractor: Myers-Griffith

Subcontractor Name		Reported Community Sponsorships	 HIRE LAX Graduates	Total Impact Workers	Total Local Workers	Total Workers	Local Hire % (Headcount)
American Air Balance Co., Inc.		0	0	0	2	2	100.0%
Brundage Bone dba JLS Concrete Pumping		0	0	0	2	2	100.0%
Citadel EHS	NEW	0	0	0	1	1	100.0%
Environmental Construction Group, Inc.		0	0	1	2	2	100.0%
Gonsalves & Santucci Inc. dba Conco Pumping		0	0	0	1	1	100.0%
Karcher Insulation, Inc.		0	0	1	1	1	100.0%
West Coast Firestopping, Inc.		0	0	0	2	2	100.0%
Z Products, Inc.		0	0	0	2	2	100.0%
ABC Liovin Drilling, Inc.		0	0	2	5	7	71.4%
Pena Demolition		0	0	0	5	7	71.4%
Anytime Dumping, Inc. dba Anytime Trucking		0	0	17	37	55	67.3%
Dwayne Brady Landscape		0	0	0	6	9	66.7%
Commercial Paving & Coating		0	0	0	6	10	60.0%
Izurieta Fence Company, Inc.		0	0	1	12	21	57.1%
Danny Jones Scaffold Co Inc		0	0	1	2	4	50.0%
DTS Company		0	0	0	6	12	50.0%
Fryman Management, Inc.		0	0	8	27	54	50.0%
Halco Testing Services		0	0	1	1	2	50.0%
JT Coatings		0	0	0	1	2	50.0%
3531 Trucking		0	0	0	7	15	46.7%
Direct A/V		0	0	2	6	13	46.2%
GAMA Contracting Services, Inc.		0	0	2	6	13	46.2%
GW Civil Constructors		0	0	1	5	11	45.5%

# LAMP Utilities & Enabling Project (LULEP)

Data Received Through: April 30, 2020 - Data Source: Contractor's LCP Tracker


Prime Contractor: Myers-Griffith

Subcontractor Name	Reported Community Sponsorships	 HIRE LAX Graduates	Total Impact Workers	Total Local Workers	Total Workers	Local Hire % (Headcount)
Frey-Moss Structures INC	0	0	3	8	18	44.4%
Cupertino Electric Inc.	0	0	2	7	16	43.8%
Axion Group	0	0	0	3	7	42.9%
J.V Land Clearing Co., Inc.	0	0	1	6	14	42.9%
Miranda Logistics Enterprise	0	0	6	45	105	42.9%
T&M Construction	0	0	1	21	49	42.9%
Steve Bubalo Construction Co	0	0	6	13	31	41.9%
Comet Electric, Inc.	0	0	1	36	89	40.4%
Alert Insulation Co., Inc.	0	0	0	4	10	40.0%
Pan-Pacific Mechanical	0	0	0	2	5	40.0%
Terra Pave, Inc.	0	0	1	4	10	40.0%
ISEC, Inc.	0	0	2	17	43	39.5%
Wagner Engineering & Survey, Inc.	0	0	0	9	23	39.1%
24 Hour Sweeping Inc A	0	0	1	5	13	38.5%
Birdi & Associates, Inc.	0	0	2	5	13	38.5%
Resource Environmental, Inc.	0	0	2	18	47	38.3%
B & D Equipment Rental, Inc.	0	0	0	14	37	37.8%
Building Electronic Controls, Inc.	0	0	0	3	8	37.5%
GGG Demolition, Inc.	0	0	1	12	32	37.5%
Corradini Corp.	0	0	1	4	11	36.4%
Psomas	0	0	0	4	11	36.4%
Griffith Company	2	1	14	64	180	35.6%
Red Hawk Services	0	0	3	6	17	35.3%
Taft Electric Company	0	0	6	13	37	35.1%

# LAMP Utilities & Enabling Project (LULEP)

Data Received Through: April 30, 2020 - Data Source: Contractor's LCP Tracker


Prime Contractor: Myers-Griffith

Subcontractor Name	Reported Community Sponsorships	 HIRE LAX Graduates	Total Impact Workers	Total Local Workers	Total Workers	Local Hire % (Headcount)
Urrea & Sons Trucking	0	0	0	7	20	35.0%
A1 Management & Inspection, Inc.	0	0	1	2	6	33.3%
Global Modular Inc.	0	0	0	3	9	33.3%
Inline Concrete Cutting & Coring	0	0	0	1	3	33.3%
Koppl Pipeline Services, Inc	0	0	0	1	3	33.3%
Myers & Sons Griffith, JV	3	2	10	59	177	33.3%
Planet Green Environmental	0	0	0	1	3	33.3%
Royal Electric Company	0	0	0	1	3	33.3%
Techniquex, Inc.	0	0	0	2	6	33.3%
Versatile Coatings Inc.	0	0	0	4	12	33.3%
Matrix Environmental, Inc.	0	0	1	8	25	32.0%
Crown Fence Co	0	0	1	15	47	31.9%
Concrete Coring Company	0	0	1	9	29	31.0%
Myers & Sons Construction LP	0	0	1	13	43	30.2%
Twining, Inc	0	0	1	9	30	30.0%
ABC Resources	0	0	4	8	27	29.6%
Fehoko Concrete Inc	0	0	2	7	24	29.2%
Anderson Charnesky Structural Steel, Inc.	0	0	0	2	7	28.6%
CMB Structures, Inc.	0	0	0	2	7	28.6%
N-U Enterprise	0	0	1	8	28	28.6%
SC Building Materials	0	0	1	2	7	28.6%
Wilson & Hampton Painting Contractors	0	0	1	2	7	28.6%
Blois Construction, Inc.	0	0	10	30	107	28.0%
RMA Group, Inc.	0	0	4	6	22	27.3%

# LAMP Utilities & Enabling Project (LULEP)

Data Received Through: April 30, 2020 - Data Source: Contractor's LCP Tracker


Prime Contractor: Myers-Griffith

Subcontractor Name	Reported Community Sponsorships	 HIRE LAX Graduates	Total Impact Workers	Total Local Workers	Total Workers	Local Hire % (Headcount)
Rosendin Electric	0	0	3	9	33	27.3%
Max Out Inc.	0	0	4	9	34	26.5%
AMPCO Landscape, Inc.	0	0	0	2	8	25.0%
D.C. Drilling Inc	0	0	0	1	4	25.0%
DC Traffic Control	0	0	0	2	8	25.0%
DFS Flooring Inc.	0	0	1	1	4	25.0%
Mike Hixson Backhoe Service, Inc.	0	0	0	2	8	25.0%
So-Cal Insulation, Inc.	0	0	1	1	4	25.0%
Superior Pavement Markings, Inc.	0	0	2	2	8	25.0%
LNA Concrete Structures, Inc.	0	0	1	9	37	24.3%
Giroux Glass, Inc.	0	0	0	2	9	22.2%
Meadows Sheet Metal & Air Conditioning, Inc	0	0	2	10	45	22.2%
Cosco Fire Protection, Inc.	0	0	0	5	23	21.7%
Sterndahl Enterprises, Inc.	0	0	2	6	28	21.4%
Bali Construction, Inc.	0	0	3	14	68	20.6%
Absolute Abatement & Demolition	0	0	0	1	5	20.0%
Century Sweeping	0	0	0	1	5	20.0%
Nolds Equipment	0	0	1	1	5	20.0%
Pacific Waterproofing & Restoration, Inc.	0	0	0	1	5	20.0%
Penhall Co	0	0	0	1	5	20.0%
Michels Pipeline Construction; a div. of Michels Corporation	0	0	3	13	74	17.6%
Sully-Miller Contracting Company	0	0	0	10	58	17.2%
Chief Engineering	0	0	3	15	90	16.7%
Crosstown Electrical & Data, Inc.	0	0	0	2	12	16.7%

# LAMP Utilities & Enabling Project (LULEP)

Data Received Through: April 30, 2020 - Data Source: Contractor's LCP Tracker


Prime Contractor: Myers-Griffith

Subcontractor Name	Reported Community Sponsorships	 HIRE LAX Graduates	Total Impact Workers	Total Local Workers	Total Workers	Local Hire % (Headcount)
Granstrom Masonry Inc	0	0	0	1	6	16.7%
Kato Landscape, Inc.	0	0	1	2	12	16.7%
Southcoast Acoustical Interiors, Inc.	0	0	0	3	18	16.7%
Util-Locate	0	0	1	1	6	16.7%
Vertical Acess, Inc.	0	0	0	1	6	16.7%
Nor Cal Pipeline Services	0	0	1	7	43	16.3%
BC Rentals, Inc. dba BC Traffic Specialist	0	0	0	3	20	15.0%
DRS Rebar Inc	0	0	0	1	7	14.3%
Zefiro Corporation	0	0	1	6	44	13.6%
All American Asphalt	0	0	6	28	218	12.8%
G. O. Rodriguez Trucking, Inc.	0	0	1	7	55	12.7%
2R Drilling, Inc	0	0	1	1	8	12.5%
Traffic Management Inc.	0	0	0	1	8	12.5%
Upland Contracting, Inc.	0	0	0	1	8	12.5%
G&F Concrete Cutting, Inc.	0	0	0	2	18	11.1%
R.J. Lalonde, Inc	0	0	1	1	9	11.1%
Smithson Electric, Inc.	0	0	0	1	9	11.1%
Ferreira Construction Co, Inc.	0	0	1	5	46	10.9%
Badger Daylighting Corp.	0	0	1	3	28	10.7%
Los Angeles Signal Construction, Inc.	0	0	0	1	11	9.1%
Pavement Coatings, Inc.	0	0	0	1	11	9.1%
Cindy Trump, Inc., DBA Lindys Cold Planing	0	0	0	1	13	7.7%
Crane Rental Service, Inc.	0	0	1	1	14	7.1%
AD Improvements Inc	0	0	0	0	3	0.0%

# LAMP Utilities & Enabling Project (LULEP)

Data Received Through: April 30, 2020 - Data Source: Contractor's LCP Tracker


Prime Contractor: Myers-Griffith

Subcontractor Name	Reported Community Sponsorships	 HIRE LAX Graduates	Total Impact Workers	Total Local Workers	Total Workers	Local Hire % (Headcount)
Anglemyer Crane Rental	0	0	0	0	1	0.0%
Asphalt, Fabric & Engineering, Inc.	0	0	0	0	3	0.0%
Ayala Boring Inc	0	0	0	0	9	0.0%
Barneys Hole Digging Service	0	0	0	0	2	0.0%
Bragg Crane Service (sub to Comet Electric)	0	0	0	0	3	0.0%
Burros Backhoe Service, LLC	0	0	0	0	2	0.0%
C Below Inc	0	0	0	0	12	0.0%
C.M. Peich, Inc.	0	0	0	0	7	0.0%
Calmex Engineering, Inc.	0	0	0	0	1	0.0%
Cell-Crete Corporation	0	0	0	0	3	0.0%
CGO Construction Company, Inc.	0	0	0	0	3	0.0%
Commercial Scaffolding of CA, Inc.	0	0	0	0	5	0.0%
Connor Concrete Cutting and Coring	0	0	0	0	8	0.0%
Cornerstone Demolition Corp.	0	0	0	0	9	0.0%
Dayton Certified Welding, Inc.	0	0	0	0	2	0.0%
DeepScan, Inc.	0	0	0	0	4	0.0%
Discovery Hydrovac	0	0	0	0	2	0.0%
DJS General Contracting, Inc.	0	0	0	0	5	0.0%
Fastrack Rentals Inc	0	0	0	0	2	0.0%
Fine Grade Equipment, Inc.	0	0	0	0	6	0.0%
Gregg Drilling & Testing, Inc.	0	0	0	0	5	0.0%
Ground Penetrating Radar	0	0	0	0	3	0.0%
H.D. Construction Equipment, Inc.	0	0	0	0	7	0.0%
Hardy & Harper	0	0	0	0	9	0.0%

# LAMP Utilities & Enabling Project (LULEP)

Data Received Through: April 30, 2020 - Data Source: Contractor's LCP Tracker

Prime Contractor: Myers-Griffith

Subcontractor Name	Reported Community Sponsorships	 HIRE LAX Graduates	Total Impact Workers	Total Local Workers	Total Workers	Local Hire % (Headcount)	
Hydraulic Cranes LLC	0	0	0	0	1	0.0%	
Jim Painter Controls, Inc.	0	0	0	0	1	0.0%	
Johnson's Tree Service	0	0	0	0	2	0.0%	
Lucas Builders, Inc.	0	0	0	0	8	0.0%	
Merli Concrete Pumping	0	0	0	0	4	0.0%	
Newman Backhoe Service, Inc.	0	0	0	0	13	0.0%	
Pavement Recycling Systems	0	0	0	0	15	0.0%	
PCI	0	0	0	0	22	0.0%	
Pipe Tec Inc	0	0	0	0	3	0.0%	
Pre-Con	0	0	0	0	3	0.0%	
Pre-Con Installers	0	0	0	0	3	0.0%	
Ramsey Oil Co Inc	0	0	0	0	3	0.0%	
Savala Equipment Company	0	0	0	0	3	0.0%	
Site Solution Services, Inc.	0	0	0	0	1	0.0%	
Skaggs Concrete Cutting Inc	0	0	0	0	1	0.0%	
Telfer Pavement Technologies, LLC	0	0	0	0	10	0.0%	
Torrent Resources CA, Inc.	0	0	0	0	13	0.0%	
Traffic Loops Crackfilling Inc	0	0	0	0	5	0.0%	
V&E Tree Service, Inc.	0	0	0	0	9	0.0%	
Whitcore Concrete Cutting & Demolition, Inc	0	0	0	0	2	0.0%	
Reliable Construction Services, LLC	NEW	0	0	0	5	0.0%	
Techno Coatings Inc	NEW	0	0	0	5	0.0%	
		5	3	171	869	3172	27.4%

# LAMP Utilities & Enabling Project (LULEP)

Data Received Through: April 30, 2020 - Data Source: Contractor's LCP Tracker

Prime Contractor: Myers-Griffith

Subcontractor Name	Reported Community Sponsorships	 HIRE LAX Graduates	Total Impact Workers	Total Local Workers	Total Workers	Local Hire % (Headcount)
--------------------	---------------------------------	---	----------------------	---------------------	---------------	--------------------------

**LAX PLA Article III, Section 6 Contractor Hiring Obligations** - . . . to maximize the employment of qualified local persons residing within the area of the Project, with the goal that at least 30% of each contractor's employees hired under this Agreement shall be either residents of the cities immediately adjacent to LAX or of the City of Los Angeles ("local residents"). Contractors shall develop a hiring plan and maintain records of their compliance efforts.