


United Airlines East Hangar Redevelopment

Data Received Through: September 30, 2020 - Data Source: Contractor's LCP Tracker Report


Prime Contractor: AECOM Hunt

Subcontractor Name	Reported Community Sponsorships	 HIRE LAX Graduates	Total Impact Workers	Total Impact and Local Workers	Total Workers	Local Hire % (Headcount)
Fast Foward Concrete Cutting, Inc.	0	0	0	1	1	100.0%
Koppl Pipeline Services, Inc.	0	0	0	1	1	100.0%
Los Angeles Deluxe Sweeping	0	0	1	1	1	100.0%
Raymond Trucking	0	0	0	1	1	100.0%
CA Signs	0	0	0	2	2	100.0%
Conco Pumping DBA Gonzalves & Santucci	0	0	1	2	2	100.0%
Fryman Management	NEW	0	2	6	7	85.7%
TEC Management Consultants	0	0	8	15	19	78.9%
TEC MANAGEMENT CONSULTANTS, INC.	0	0	3	7	9	77.8%
Farwest Insulation Contracting	0	0	2	2	3	66.7%
Crown Corr Inc.	0	0	1	6	9	66.7%
Machado Environmental/Air Duct Cleaning	0	0	0	3	5	60.0%
Better Way Plumbing & Repairs, Inc dba Better Way Mechanical Plumbing	0	0	0	6	10	60.0%
Alliance Construction Services, Inc.	0	0	1	7	12	58.3%
Mega Fixtures Installers, Inc.	0	0	0	8	14	57.1%
T&M Construction	0	0	2	34	60	56.7%
Concrete Coring	0	0	0	1	2	50.0%
Direct AV	0	0	0	3	6	50.0%
El Prado Cleaning Service, Inc.	0	0	0	9	18	50.0%
Morrow Meadows Corporation	0	0	6	20	41	48.8%
Morrow Meadows Corporation	0	0	5	25	53	47.2%
Comet Electric Inc.	0	0	0	7	16	43.8%
Bapko Metal	0	0	0	3	7	42.9%
Air-Tec aka Clay Dunn Enterprises, Inc.	0	0	2	9	21	42.9%
Alameda Construction Services, Inc -Hunt Construction, Inc	0	0	1	16	38	42.1%
ACCO Engineered Systems (Hangar & GSE)	0	0	4	12	29	41.4%
Cosco Fire Protection	0	0	0	2	5	40.0%

United Airlines East Hangar Redevelopment

Data Received Through: September 30, 2020 - Data Source: Contractor's LCP Tracker Report


Prime Contractor: AECOM Hunt

Subcontractor Name	Reported Community Sponsorships	 HIRE LAX Graduates	Total Impact Workers	Total Impact and Local Workers	Total Workers	Local Hire % (Headcount)	
Décor Interior Design Inc.	0	0	0	2	5	40.0%	
Southern California Grading, Inc	0	0	1	13	33	39.4%	
Crown Fence Co.	0	0	0	13	35	37.1%	
Morrow Meadows Corporation	NEW	0	0	3	7	19	36.8%
Building Electronic Controls	0	0	3	4	11	36.4%	
Southwest Steel of California	0	0	1	4	11	36.4%	
Steve Bubalo Constrution Co.	0	0	5	9	26	34.6%	
Gec2, Inc	0	0	1	1	3	33.3%	
Sunstate Installations	NEW	0	0	0	4	12	33.3%
ISEC, Inc.	0	0	0	6	18	33.3%	
GGG Demolition, Inc. aka Miller Environmental	0	0	2	15	48	31.3%	
Morley Construction Company, Inc.	1	1	11	39	128	30.5%	
Rebar Engineering	0	0	1	13	43	30.2%	
Environmental Construction Group, Inc.	0	0	4	9	30	30.0%	
Badger Daylighting Corp	0	0	0	2	7	28.6%	
Industrial High Voltage	0	0	0	2	7	28.6%	
Power One	0	0	1	9	32	28.1%	
Condon-Johnson & Associates Inc.	0	0	2	15	54	27.8%	
The Culver Group, Inc.	0	0	3	3	11	27.3%	
C.A. Buchen Corp	0	0	0	4	15	26.7%	
CSI Electrical Contractors, Inc.	0	0	2	7	27	25.9%	
Lawrence W. Rosine Co.	0	0	0	2	8	25.0%	
Penhall Company	0	0	1	2	8	25.0%	
Martin Bros./Marcowall Inc.	0	0	2	3	12	25.0%	
ACCO Engineered Systems	0	0	0	7	29	24.1%	
MSL Electric	0	0	1	3	13	23.1%	
Griffith Company	0	0	13	34	150	22.7%	
Hixson Backhoe	0	0	0	1	5	20.0%	

United Airlines East Hangar Redevelopment

Data Received Through: September 30, 2020 - Data Source: Contractor's LCP Tracker Report


Prime Contractor: AECOM Hunt

Subcontractor Name	Reported Community Sponsorships	 HIRE LAX Graduates	Total Impact Workers	Total Impact and Local Workers	Total Workers	Local Hire % (Headcount)
Nold's Equipment	0	0	1	1	5	20.0%
R.J. Lalonde, Inc.	0	0	1	1	5	20.0%
Hector Marroquin dba Hectors Roofing	0	0	0	2	10	20.0%
3531 Trucking Inc.	0	0	0	2	11	18.2%
ABC Resources, Inc.	0	0	0	2	11	18.2%
Power One LLC	0	0	2	4	22	18.2%
JLS Concrete Pumping	0	0	0	1	6	16.7%
Star Hardware	0	0	0	1	6	16.7%
Murray Company	0	0	2	10	62	16.1%
Diversified Production Services, Inc.	0	0	1	7	45	15.6%
Concrete Coring	0	0	1	2	13	15.4%
Anning-Johnson Company	0	0	0	2	14	14.3%
Matrix Environmental, Inc.	0	0	0	2	15	13.3%
Cablemasters	0	0	0	1	8	12.5%
California PumpCrete Inc aka California Pump Crete Inc.	0	0	0	1	8	12.5%
J Colavin & Son, Inc.	0	0	0	1	8	12.5%
Savala Equipment Company	0	0	0	2	18	11.1%
Service West, Inc.	0	0	0	5	52	9.6%
J & M Concrete Contractors, Inc aka Jezowski & Markel Contractors, Inc	0	0	0	2	24	8.3%
The Herrick Corporation	0	0	1	5	61	8.2%
Pavement Recycling Systems, Inc	0	0	0	1	13	7.7%
C Below Inc	0	0	1	1	25	4.0%
Air Balance Co., Inc.	0	0	0	0	1	0.0%
Antigo Construction Inc	0	0	0	0	1	0.0%
Bill Petty's Backhoe Services Inc	0	0	0	0	1	0.0%
Cascade Drilling	0	0	0	0	1	0.0%
ECCO Equipment	0	0	0	0	1	0.0%
Griffith Company	0	0	0	0	1	0.0%

United Airlines East Hangar Redevelopment

Data Received Through: September 30, 2020 - Data Source: Contractor's LCP Tracker Report


Prime Contractor: AECOM Hunt

Subcontractor Name	Reported Community Sponsorships	 HIRE LAX Graduates	Total Impact Workers	Total Impact and Local Workers	Total Workers	Local Hire % (Headcount)
Lonestar West Services, LLC	0	0	0	0	1	0.0%
Magna Transportation	0	0	0	0	1	0.0%
So-Cal Insulation	0	0	0	0	1	0.0%
Suttles Plumbing	0	0	0	0	1	0.0%
A-Gas US aka Rapid Recovery	0	0	0	0	2	0.0%
Alameda Construction Services, Inc/Condon-Johnson, Inc	0	0	0	0	2	0.0%
Cutting Edge Concrete Cutting	0	0	0	0	2	0.0%
Dinamic Modular Construction	0	0	0	0	2	0.0%
G&G Door Products	0	0	0	0	2	0.0%
Ground Penetrating Radar Systems, LLC	0	0	0	0	2	0.0%
Newman Equipment	0	0	0	0	2	0.0%
NMN Construction	0	0	0	0	2	0.0%
Nor-Cal Pipeline Services	0	0	0	0	2	0.0%
Oldcastle Infrastructure, Inc/Oldcastle Precast	0	0	0	0	2	0.0%
PG Cutting Services	0	0	0	0	2	0.0%
Quick Deck Inc	0	0	0	0	2	0.0%
Traffic Management, Inc.	0	0	0	0	2	0.0%
VFC	0	0	0	0	2	0.0%
BHC Crane LLC aka Bob Hill Hydraulic Crane Rental	0	0	0	0	3	0.0%
Dunkel Bros Macninery Moving Inc	0	0	0	0	3	0.0%
Letner Roofing	0	0	0	0	3	0.0%
Orange County Plastering Company, Inc.	0	0	0	0	3	0.0%
Wiz Air Inc. DBA Equal Air Balance Company	0	0	0	0	3	0.0%
McKeon Door West	0	0	0	0	4	0.0%
Proulx Company, Inc	NEW	0	0	0	4	0.0%
Secsol DBA Security Solution	0	0	0	0	4	0.0%
Hill Crane Service, Inc.	0	0	0	0	5	0.0%
Security Paving	0	0	0	0	5	0.0%

United Airlines East Hangar Redevelopment

Data Received Through: September 30, 2020 - Data Source: Contractor's LCP Tracker Report

Prime Contractor: AECOM Hunt

Subcontractor Name		Reported Community Sponsorships	 HIRE LAX Graduates	Total Impact Workers	Total Impact and Local Workers	Total Workers	Local Hire % (Headcount)
Torrent Resources	NEW	0	0	0	0	5	0.0%
Newman Backhoe Service, Inc.		0	0	0	0	6	0.0%
Performance Contracting, Inc		0	0	0	0	6	0.0%
Site Scan aka RMA Group		0	0	0	0	6	0.0%
Southcoast Acoustical interiors, Inc		0	0	0	0	6	0.0%
West Coast Fire Protection, Inc		0	0	0	0	6	0.0%
Connor Concrete Cutting and Coring		0	0	0	0	8	0.0%
Cal Empire Engineering Inc		0	0	0	0	9	0.0%
Chief Engineering Co.		0	0	0	0	10	0.0%
RED HAWK FENCE AND ENVIRONMENTAL SERVICES dba Red Hawk F		0	0	0	0	13	0.0%
PCI, Inc.		0	0	0	0	14	0.0%
Guida Surveying, Inc.		0	0	0	0	15	0.0%
		1	1	106	498	1813	27.5%

LAX PLA Article III, Section 6 Contractor Hiring Obligations - . . . to maximize the employment of qualified local persons residing within the area of the Project, with the goal that at least 30% of each contractor's employees hired under this Agreement shall be either residents of the cities immediately adjacent to LAX or of the City of Los Angeles ("local residents"). Contractors shall develop a hiring plan and maintain records of their compliance efforts.