


LAMP ConRAC

Data Received Through: July 31, 2021 - Data Source: Contractor's LCP Tracker Report


Prime Contractor: PCL

Subcontractor Name	Reported Community Sponsorships	 HIRE LAX Graduates	Total Impact Workers	Total Impact and Local Workers	Total Workers	Local Hire % (Headcount)
IRBF Trucking, LLC	0	0	1	1	1	100.0%
Zerke's Electric	0	0	1	2	2	100.0%
PCL Construction Services Inc	4	1	5	29	38	76.3%
Max Out Inc	0	0	2	12	16	75.0%
Fryman Management Inc	0	0	3	13	19	68.4%
Jones Sign Co., Inc	0	0	0	2	3	66.7%
Top Steel Erectors Inc	NEW	0	0	2	3	66.7%
Quality Plumbing Service	0	0	3	4	6	66.7%
J.E Snyder Electric, Inc	0	0	4	5	8	62.5%
Makai Solutions	4	0	1	5	8	62.5%
Expansion Specialties, Inc.	5	1	2	6	11	54.5%
Hasson Painting Contractors, Inc	2	0	7	13	24	54.2%
Eberhard / Eberhard Energy Systems	0	0	2	15	28	53.6%
Direct AV	0	0	1	8	15	53.3%
J N A Builders Inc.	0	0	5	21	41	51.2%
Geo Design, Inc.	0	0	1	1	2	50.0%
Ground Penetrating Radar Systems, LLC	0	0	0	1	2	50.0%
Kehoe Testing & Engineering	0	0	0	1	2	50.0%
Savala Equipment Company	0	0	0	1	2	50.0%
West Coast Fire Stopping, Inc.	0	0	0	1	2	50.0%
Valerie J Herder DBA Triumph Painting	0	0	0	2	4	50.0%
Geotechnical Professionals Inc	0	0	2	3	6	50.0%
Aragon Construction	0	0	6	9	19	47.4%
Cosco Fire Protection	4	0	2	16	34	47.1%
Crown Fence	2	0	0	13	28	46.4%
Mike Zarp	1	0	2	12	27	44.4%
ISEC, Inc.	0	0	1	7	16	43.8%

LAMP ConRAC

Data Received Through: July 31, 2021 - Data Source: Contractor's LCP Tracker Report


Prime Contractor: PCL

Subcontractor Name	Reported Community Sponsorships	 HIRE LAX Graduates	Total Impact Workers	Total Impact and Local Workers	Total Workers	Local Hire % (Headcount)
Dinamic Mod Construction Inc	0	0	0	3	7	42.9%
Mayers & Associates Civil Engineering Inc.	1	1	2	3	7	42.9%
Badger Daylighting Corp	0	0	0	6	14	42.9%
Pan-Pacific Mechanical LLC	4	0	0	16	38	42.1%
BEI Construction, Inc.	NEW	0	2	5	12	41.7%
Southern California Grading	3	0	8	33	80	41.3%
Environmental Construction Group	1	0	2	13	32	40.6%
CSI Electrical Contractors, Inc.	0	0	5	19	47	40.4%
First Fire Systems, Inc	0	0	0	2	5	40.0%
Specialized Cleaning Contractors	0	0	0	2	5	40.0%
Streamline Integration	0	0	0	4	10	40.0%
Southwest Steel of California, Inc	0	0	3	14	35	40.0%
CMC Rebar West	6	0	4	20	51	39.2%
Gaul & Gaul Inc dba Craftsman Concrete Cutting	0	0	0	5	13	38.5%
Sharma General Engineering Contractors, Inc.	0	0	4	13	34	38.2%
GECTWO Inc	0	0	1	3	8	37.5%
R.J. & J. Construction, Inc.	0	0	4	11	30	36.7%
Allied Steel Co, Inc.	0	0	1	6	17	35.3%
N/S Corporation	0	0	2	6	17	35.3%
Southland Industries	7	1	5	24	71	33.8%
Barbold Services LLC	0	0	0	1	3	33.3%
BLC Surveying, Inc	0	0	1	1	3	33.3%
Smoke Guard California Inc	0	0	0	1	3	33.3%
Western Paving Contractors	0	0	1	5	15	33.3%
CMZ Excavation Inc	3	0	1	7	21	33.3%
Rosendin Electric, Inc	0	0	2	12	36	33.3%
Best Contracting Services, Inc	0	0	1	23	69	33.3%
Masonry Concepts, Inc.	4	0	5	42	126	33.3%

LAMP ConRAC

Data Received Through: July 31, 2021 - Data Source: Contractor's LCP Tracker Report


Prime Contractor: PCL

Subcontractor Name	Reported Community Sponsorships	 HIRE LAX Graduates	Total Impact Workers	Total Impact and Local Workers	Total Workers	Local Hire % (Headcount)
Morrow Meadows Corporation	9	1	22	85	255	33.3%
PG Cutting Services	1	0	0	4	13	30.8%
The JV Land Clearing Co Inc	0	0	0	4	13	30.8%
Morley Construction Company	31	2	65	249	823	30.3%
McDonough Construction Rental, Inc.	0	0	0	3	10	30.0%
Premier Tile & Marble	0	0	1	3	10	30.0%
N.M.N. Construction	0	0	1	20	67	29.9%
Prieto Construction Company, Inc	0	0	0	2	7	28.6%
Alameda Construction Services Inc	1	1	3	10	36	27.8%
Blois Construction, Inc	3	0	4	15	54	27.8%
Largo Concrete, Inc.	10	0	13	56	203	27.6%
Karcher Interior Systems Inc	2	1	0	3	11	27.3%
CMF, Inc.	0	0	3	9	33	27.3%
Smith Emery Company	1	0	2	9	33	27.3%
Charles Pankow Builders, Ltd	0	0	3	7	26	26.9%
Traxx Construction Inc	0	0	0	9	34	26.5%
Frank S Smith Masonry Inc	2	0	3	26	100	26.0%
Cowelco	0	0	0	7	27	25.9%
Diversified Production Services, Inc.	0	0	1	14	55	25.5%
Cascade Drilling	0	0	0	1	4	25.0%
Luken Certified Welding	0	0	0	1	4	25.0%
Performance Contracting Inc	0	0	0	1	4	25.0%
Rebar Engineering Inc	NEW	0	1	1	4	25.0%
Penhall Company	0	0	0	2	8	25.0%
Polaris Electric Co, Inc.	0	0	1	2	8	25.0%
Bryton Engineering and Grading, Inc. dba Premiere Engineering Grading Contractors	0	0	0	4	16	25.0%
Legacy Reinforcing Steel LLC	17	3	11	56	233	24.0%
Murray Company	0	0	0	3	13	23.1%

LAMP ConRAC

Data Received Through: July 31, 2021 - Data Source: Contractor's LCP Tracker Report


Prime Contractor: PCL

Subcontractor Name	Reported Community Sponsorships	 HIRE LAX Graduates	Total Impact Workers	Total Impact and Local Workers	Total Workers	Local Hire % (Headcount)
W.A. Rasic Construction Inc.	1	1	3	10	44	22.7%
California Testing & Inspection, Ic.	0	0	1	2	9	22.2%
JLS Concrete Pumping	0	0	0	4	18	22.2%
Bomel Conctruction Company, Inc	0	0	2	7	33	21.2%
Merli Concrete Pumping	0	0	0	4	19	21.1%
Citadel Environmental Services	0	0	0	1	5	20.0%
Griffith Company	0	0	1	2	10	20.0%
Genesis One Group	0	0	1	6	31	19.4%
Cell-Crete Corporation	0	0	1	3	16	18.8%
PHL, Inc DBA VNSM	0	0	2	3	17	17.6%
Schuff Steel	1	0	3	7	44	15.9%
Schindler Elevator Corporation	0	0	0	2	15	13.3%
Anning-Johnson Company	0	0	1	3	23	13.0%
Gonsalves & Santucci dba Conco Pumping	0	0	1	1	8	12.5%
Power Plus	0	0	1	1	8	12.5%
Crane Rental Services	0	0	0	2	16	12.5%
Connor Concrete Cutting and Coring	0	0	0	1	9	11.1%
Bali Constructon, Inc.	0	0	1	2	18	11.1%
Vertical Access, Inc.	0	0	1	3	31	9.7%
Orange County Plastering Company, Inc.	1	0	0	1	11	9.1%
Maxim Crane Works	0	0	1	7	79	8.9%
ELLJAY Acoustics, Inc.	0	0	1	1	15	6.7%
Bragg Crane Service	0	0	0	1	21	4.8%
Cattrac Construction Inc	0	0	0	0	1	0.0%
CGRS, Inc	0	0	0	0	1	0.0%
Fastrack Rentals Inc	0	0	0	0	1	0.0%
Fragoza & Sons Trucking, Inc	0	0	0	0	1	0.0%
Gammage & Sons Enterprises, Inc	0	0	0	0	1	0.0%

LAMP ConRAC

Data Received Through: July 31, 2021 - Data Source: Contractor's LCP Tracker Report


Prime Contractor: PCL

Subcontractor Name	Reported Community Sponsorships	 HIRE LAX Graduates	Total Impact Workers	Total Impact and Local Workers	Total Workers	Local Hire % (Headcount)
Lawrence W. Rosine Co.	0	0	0	0	1	0.0%
Lozano & Sons Water Trucks	0	0	0	0	1	0.0%
Newman Backhoe Service Inc	0	0	0	0	1	0.0%
Nold's Equipment	0	0	0	0	1	0.0%
Pavement Recycling Systems	0	0	0	0	1	0.0%
Sunbelt Rentals, Inc	0	0	0	0	1	0.0%
Terry Rhodes Backhoe Service, Inc	0	0	0	0	1	0.0%
Wilson & Hampton Painting Contractors	0	0	0	0	1	0.0%
Automated Gate Services, Inc	0	0	0	0	2	0.0%
Case Land Surveying, Inc	0	0	0	0	2	0.0%
Commercial Interiors Acoustics	0	0	0	0	2	0.0%
Dewolfe Crane Service, Inc	0	0	0	0	2	0.0%
Mr. Crane, Inc.	0	0	0	0	2	0.0%
Bayside Interiors, Inc	0	0	0	0	3	0.0%
Cal Empire Engineering Inc.	0	0	0	0	3	0.0%
Cutting Edge Concrete Cutting	0	0	0	0	3	0.0%
Garrett Construction	0	0	0	0	3	0.0%
Hill Crane Service, Inc	0	0	0	0	3	0.0%
Lukkes Striping Inc	0	0	0	0	3	0.0%
Paul M Wolff Co.	0	0	0	0	3	0.0%
Quartz Systems, Inc.	0	0	0	0	3	0.0%
R.J Lalonde, Inc.	0	0	0	0	3	0.0%
Tom Grbavac & Sons, Inc.	0	0	0	0	3	0.0%
Vance Corporation	0	0	0	0	3	0.0%
2R Drilling, Inc.	0	0	0	0	4	0.0%
David L Addison Inc dba Addison Equipment Rental	0	0	0	0	4	0.0%
Golden State Boring & Pipe Jacking, Inc	NEW	0	0	0	4	0.0%
JLM Installations, Inc	0	0	0	0	4	0.0%

LAMP ConRAC

Data Received Through: July 31, 2021 - Data Source: Contractor's LCP Tracker Report

Prime Contractor: PCL

Subcontractor Name	Reported Community Sponsorships	 HIRE LAX Graduates	Total Impact Workers	Total Impact and Local Workers	Total Workers	Local Hire % (Headcount)
VFC	0	0	0	0	4	0.0%
B&J Tree Service	0	0	0	0	5	0.0%
GMAT Incd DBA Inland Overhead Door Company	0	0	0	0	5	0.0%
Torrent Resources	0	0	0	0	6	0.0%
Applied Engineering Concepts	0	0	0	0	7	0.0%
Coast Machinery Movers	0	0	0	0	7	0.0%
RMA Group	0	0	0	0	8	0.0%
United Rigger & Erectors	0	0	0	0	10	0.0%
Coast Surveying, Inc.	0	0	0	0	13	0.0%
SDV Services, Inc	0	0	0	0	17	0.0%
	131	13	260	1185	3934	30.1%

LAX PLA Article III, Section 6 Contractor Hiring Obligations - . . . to maximize the employment of qualified local persons residing within the area of the Project, with the goal that at least 30% of each contractor's employees hired under this Agreement shall be either residents of the cities immediately adjacent to LAX or of the City of Los Angeles ("local residents"). Contractors shall develop a hiring plan and maintain records of their compliance efforts.