


Delta Sky Way Program II

Data Received Through: March 31, 2021 - Data Source: Contractor's LCP Tracker Report


Prime Contractor: Hensel Phelps

Subcontractor Name	Reported Community Sponsorships	 HIRE LAX Graduates	Total Impact Workers	Total Impact and Local Workers	Total Workers	Local Hire % (Headcount)
Bielski Specialties Services, Inc.	0	0	N/A	2	2	100.0%
XL Fire Protection	0	0	N/A	2	2	100.0%
Streamline Integration	0	0	N/A	7	9	77.8%
El Prado Cleaning Service	0	0	N/A	34	46	73.9%
24 Hours Sweeping Inc	0	0	N/A	7	10	70.0%
Wagner Engineering & Survey Inc.	0	0	N/A	9	13	69.2%
Crown Fence	0	0	N/A	9	14	64.3%
Corradini Corp	0	0	N/A	3	5	60.0%
Monzon & Son Enterprises	0	0	N/A	46	83	55.4%
Building Electronic Controls	0	0	N/A	6	11	54.5%
Bill Glore Inc	0	0	N/A	1	2	50.0%
Lawrence W Rosine Co.	0	0	N/A	1	2	50.0%
CSI Electrical Contractors, Inc.	0	0	N/A	2	4	50.0%
Karcher Insulation Systems, Inc (Sub to Pan-Pacific Mechanical)	0	0	N/A	2	4	50.0%
Direct AV	0	0	N/A	8	17	47.1%
Safe Scaffolding	0	0	N/A	7	15	46.7%
Premier Tile & Marble	0	0	N/A	4	9	44.4%
Pan-Pacific Mechanical, LLC	0	0	N/A	23	53	43.4%
Cosco Fire Protection, Inc.	0	0	N/A	17	40	42.5%
Birdi & Associates, Inc.	0	0	N/A	5	12	41.7%
Limbach Company LP	0	0	N/A	5	12	41.7%
Woodbridge Glass Incorporated	0	0	N/A	4	10	40.0%
Gonsalves & Santucci Inc DBA Conco Pumping	0	0	N/A	6	15	40.0%
GGG Demolition, Inc.	0	0	N/A	25	63	39.7%
Masonry Concepts, Inc	0	0	N/A	9	23	39.1%
San Mar Construction Co Inc	0	0	N/A	36	92	39.1%
Infinity Drywall	0	0	N/A	19	49	38.8%

Delta Sky Way Program II

Data Received Through: March 31, 2021 - Data Source: Contractor's LCP Tracker Report


Prime Contractor: Hensel Phelps

Subcontractor Name	Reported Community Sponsorships	 HIRE LAX Graduates	Total Impact Workers	Total Impact and Local Workers	Total Workers	Local Hire % (Headcount)
Morrow Meadows Corporation	0	0	N/A	102	265	38.5%
Granite Construction Company	0	0	N/A	38	101	37.6%
Bill Carr Surveys, Inc.	0	0	N/A	3	8	37.5%
ISEC, Inc.	0	0	N/A	15	40	37.5%
Condon Jonson & Associates, Inc	0	0	N/A	24	64	37.5%
California Earth Transport Inc	0	0	N/A	67	182	36.8%
Environmental Construction Group	0	0	N/A	44	122	36.1%
Washington Iron Works	1	1	N/A	15	42	35.7%
Matrix Environmental, Inc.	0	0	N/A	46	129	35.7%
Hensel Phelps Construction Co	2	2	N/A	51	144	35.4%
Nevell Group Inc	0	0	N/A	37	108	34.3%
SME Steel	0	0	N/A	24	71	33.8%
Bonas Company	0	0	N/A	1	3	33.3%
Johnson & Turner Painting Co., Inc	0	0	N/A	7	21	33.3%
Morrow Meadows Corporation (2)	0	0	N/A	25	78	32.1%
Performance Contracting Inc.	0	0	N/A	41	129	31.8%
Concrete Coring Company	0	0	N/A	8	26	30.8%
Commercial Scaffolding Of CA	0	0	N/A	7	23	30.4%
West Coast Firestopping, Inc	0	0	N/A	3	10	30.0%
Shotcrete Structures, Inc	0	0	N/A	7	24	29.2%
Best Contracting Services Inc	0	0	N/A	23	80	28.8%
Rosendin Electric	0	0	N/A	15	53	28.3%
Gerdau Reinforcing Steel / CMC Rebar West	0	0	N/A	27	99	27.3%
GecTwo Inc	0	0	N/A	19	73	26.0%
McKeon Door West Inc	0	0	N/A	1	4	25.0%
Zolnay Insulation Inc	0	0	N/A	1	4	25.0%
DSM Construction, Inc.	0	0	N/A	2	8	25.0%
Site Solution Services, Inc.	0	0	N/A	2	8	25.0%

Delta Sky Way Program II

Data Received Through: March 31, 2021 - Data Source: Contractor's LCP Tracker Report


Prime Contractor: Hensel Phelps

Subcontractor Name	Reported Community Sponsorships	 HIRE LAX Graduates	Total Impact Workers	Total Impact and Local Workers	Total Workers	Local Hire % (Headcount)
Shoring Engineers	0	0	N/A	5	20	25.0%
Griffith Company	0	0	N/A	13	52	25.0%
Quality Production Services	0	0	N/A	10	42	23.8%
Murray Company	0	0	N/A	54	229	23.6%
BrandSafway Services	0	0	N/A	8	34	23.5%
Brymax Construction Services	0	0	N/A	14	61	23.0%
Southern California Grading, Inc.	0	0	N/A	2	9	22.2%
NorCal Pipeline Services, Inc.	0	0	N/A	3	14	21.4%
Anning Johnson Company	0	0	N/A	8	38	21.1%
R.J. Lalonde Inc	0	0	N/A	1	5	20.0%
Rouch Rebar, Inc.	0	0	N/A	1	5	20.0%
JLS Pumping	0	0	N/A	5	25	20.0%
ARB, Inc.	0	0	N/A	12	60	20.0%
Connor Concrete Cutting and Coring	0	0	N/A	3	16	18.8%
Genesis Floor Covering, Incf.	0	0	N/A	3	16	18.8%
Drill Tech Drilling	0	0	N/A	8	43	18.6%
Southwest Steel of California, Inc.	0	0	N/A	7	38	18.4%
CR Insulation	0	0	N/A	2	11	18.2%
United - Heider Inspection DBA Atlas	0	0	N/A	5	29	17.2%
Vertical Access, Inc	0	0	N/A	5	29	17.2%
Centerline Concrete Cutting	0	0	N/A	1	6	16.7%
Comet Electric	0	0	N/A	1	6	16.7%
Badger Daylighting Corp	0	0	N/A	7	43	16.3%
Mr. Crane Inc	0	0	N/A	8	69	11.6%
Xcel Mechanical System Inc.	0	0	N/A	1	10	10.0%
Burros Backhoe Service	0	0	N/A	0	1	0.0%
Centerline Concrete Cutting (Cosco)	0	0	N/A	0	1	0.0%
David L Addison Inc DBA Addison Equipment Rental	0	0	N/A	0	1	0.0%

Delta Sky Way Program II

Data Received Through: March 31, 2021 - Data Source: Contractor's LCP Tracker Report

Prime Contractor: Hensel Phelps

Subcontractor Name	Reported Community Sponsorships	 HIRE LAX Graduates	Total Impact Workers	Total Impact and Local Workers	Total Workers	Local Hire % (Headcount)
Merli Concrete Pumping	0	0	N/A	0	1	0.0%
Nold's Equipment, Inc.	0	0	N/A	0	1	0.0%
So-Cal Insulation	0	0	N/A	0	1	0.0%
GQ Trucking Inc	NEW	0	N/A	0	1	0.0%
Cal USA Acoustics Inc.	0	0	N/A	0	2	0.0%
EER, Inc.	0	0	N/A	0	2	0.0%
Exsell Sales Associates	0	0	N/A	0	2	0.0%
Foster Flooring	0	0	N/A	0	2	0.0%
Ground Penetrating Radar System, LLC	0	0	N/A	0	2	0.0%
Hill Crane Service, Inc	0	0	N/A	0	2	0.0%
Inspection Resources Co	0	0	N/A	0	2	0.0%
Karcher Interior Systems, Inc	0	0	N/A	0	2	0.0%
Matt-Chlor, Inc	0	0	N/A	0	2	0.0%
Mike Prich and Sons, Inc	0	0	N/A	0	2	0.0%
Penhall Compancy (Sub to Concrete Coring)	0	0	N/A	0	2	0.0%
PGC Construction Inc	0	0	N/A	0	2	0.0%
Premier Interior Dev., Inc.	0	0	N/A	0	3	0.0%
Air Balance Co, Inc.	0	0	N/A	0	4	0.0%
Climatec	0	0	N/A	0	5	0.0%
RMA Group	0	0	N/A	0	5	0.0%
C.A. Buchen Corp	0	0	N/A	0	6	0.0%
Lonestar West Services LLC	0	0	N/A	0	11	0.0%
Guzman Grading & Paving Corp	0	0	N/A	0	16	0.0%
	3	3		1141	3527	32.4%

Delta Sky Way Program II

Data Received Through: March 31, 2021 - Data Source: Contractor's LCP Tracker Report

Prime Contractor: Hensel Phelps

Subcontractor Name	Reported Community Sponsorships	 HIRE LAX Graduates	Total Impact Workers	Total Impact and Local Workers	Total Workers	Local Hire % (Headcount)
--------------------	---------------------------------	-----------------------------------------------------------------------------------------------------------	----------------------	--------------------------------	---------------	--------------------------

LAX PLA Article III, Section 6 Contractor Hiring Obligations - . . . to maximize the employment of qualified local persons residing within the area of the Project, with the goal that at least 30% of each contractor's employees hired under this Agreement shall be either residents of the cities immediately adjacent to LAX or of the City of Los Angeles ("local residents"). Contractors shall develop a hiring plan and maintain records of their compliance efforts.