


## Intermodal Transportation Facility West

Data Received Through: October 31, 2021 - Data Source: Contractor's LCP Tracker Report


Prime Contractor: Swinerton

Subcontractor Name	Reported Community Sponsorships	 HIRE LAX Graduates	Total Impact Workers	Total Impact and Local Workers	Total Workers	Local Hire % (Headcount)
CR Insulation	0	0	0	2	2	100.0%
Hammer Down Transportation	0	0	4	10	13	76.9%
TEC Management Consultants Inc	0	0	6	10	13	76.9%
Jovi Electric, LLC	0	0	1	3	4	75.0%
Bonas Company	0	0	0	2	3	66.7%
Dinamic Modular Construction	0	0	0	2	3	66.7%
Karcher Insulation	0	0	1	2	3	66.7%
CA Signs	0	0	0	8	12	66.7%
El Prado Cleaning Service, Inc.	0	0	1	24	37	64.9%
Fryman Management Inc.	0	0	1	7	11	63.6%
Apex Cabling, Inc.	0	0	2	5	8	62.5%
Wagner Engineering & Survey Inc	0	0	0	5	8	62.5%
West Coast Fire Stopping Inc	0	0	1	3	5	60.0%
EER, Inc.	0	0	0	7	12	58.3%
24 Hour Sweeping, Inc	0	0	1	4	7	57.1%
Streamline Integration	0	0	2	14	25	56.0%
Barbold Services LLC	0	0	0	1	2	50.0%
HUB Parking Technology, USA, Inc	0	0	0	1	2	50.0%
Kehoe Testing & Engineering, Inc.	0	0	0	1	2	50.0%
Millwork Pioneers, Inc.	0	0	1	1	2	50.0%
Geotechnical Professionals Inc.	0	0	2	2	4	50.0%
Giroux Glass, Inc	0	0	1	2	4	50.0%
Travertine Inc.	0	0	0	2	4	50.0%
Randall McAnany Company	0	0	0	4	8	50.0%
Birdi Inc dba Birdi & Associates, Inc.	0	0	2	5	10	50.0%
Stonerock Tile, Inc	0	0	0	6	12	50.0%

# Intermodal Transportation Facility West

Data Received Through: October 31, 2021 - Data Source: Contractor's LCP Tracker Report


Prime Contractor: Swinerton

Subcontractor Name	Reported Community Sponsorships	 HIRE LAX Graduates	Total Impact Workers	Total Impact and Local Workers	Total Workers	Local Hire % (Headcount)
City Commercial Plumbing	0	0	1	15	31	48.4%
Direct AV	0	0	1	11	23	47.8%
Danny Letner Inc dba Letner Roofing Company	0	0	1	3	7	42.9%
Patriot Environmental Services	0	0	1	6	14	42.9%
Environmental Construction Group, Inc.	0	0	8	43	104	41.3%
GECTWO, Inc	0	0	8	16	39	41.0%
Advanced Access Controls, Inc	0	0	0	2	5	40.0%
Citadel EHS	0	0	0	2	5	40.0%
Nor Cal Pipeline	0	0	1	2	5	40.0%
Woods Commercial Door, Inc.	0	0	1	2	5	40.0%
Sherrin Glass & Metal, Inc.	0	0	1	4	10	40.0%
Borbon, Inc	0	0	1	28	71	39.4%
R.J. & J Construction Inc	0	0	5	13	33	39.4%
Pierre Landscape, Inc	0	0	0	9	23	39.1%
Jones Sign Co, Inc.	0	0	2	7	18	38.9%
Best Contracting Services, Inc.	0	0	2	10	26	38.5%
Building Electronic Controls, Inc.	0	0	3	10	26	38.5%
JMH Engineering and Construction	0	0	3	11	29	37.9%
Crown Fence	0	0	0	14	37	37.8%
Commercial Interiors Acoustics Inc	0	0	0	3	8	37.5%
Southern California Grading Inc	0	0	4	19	51	37.3%
Elite Glazing Group, Inc.	0	0	1	4	11	36.4%
Bali Construction	0	0	9	39	108	36.1%
Taft Electric Company	0	0	6	31	90	34.4%
Hixson Backhoe Services, Inc.	0	0	0	1	3	33.3%
Karcher Firestopping, Inc	0	0	0	1	3	33.3%
Precision Air Balance	0	0	0	1	3	33.3%

# Intermodal Transportation Facility West

Data Received Through: October 31, 2021 - Data Source: Contractor's LCP Tracker Report


Prime Contractor: Swinerton

Subcontractor Name	Reported Community Sponsorships	 HIRE LAX Graduates	Total Impact Workers	Total Impact and Local Workers	Total Workers	Local Hire % (Headcount)
Subsurface Imaging	0	0	0	1	3	33.3%
Pan-Pacific Mechanical	0	0	0	2	6	33.3%
Psomas	0	0	0	4	12	33.3%
Interior Resources Inc dba Coomercial Interior Resources	0	0	0	5	15	33.3%
Shambaugh & Son, LP	0	0	0	6	18	33.3%
All American Asphalt	0	0	1	8	24	33.3%
Terra Pave	0	0	2	8	24	33.3%
Excel Paving Company	0	0	0	11	33	33.3%
Jezowski & Markel Contractors Inc dba J & M Concrete Contractor Inc.	0	0	2	12	36	33.3%
Morrow Meadows Corporation	0	0	12	66	206	32.0%
Frank S Smith Masonry	0	0	4	31	100	31.0%
CMZ Excavation Inc	0	0	1	4	13	30.8%
Polaris Electric Co, Inc.	0	0	3	4	13	30.8%
RMA Group	0	0	1	3	10	30.0%
Pacific Steel Group	0	0	12	93	322	28.9%
Brundage Bone Concrete Pumping, Inc. dba JLS Concrete Pumping	0	0	0	2	7	28.6%
Sign Industries, Inc.	0	0	0	2	7	28.6%
Washington Iron Works	0	0	0	4	14	28.6%
Sterndahl Enterprises	0	0	1	6	21	28.6%
ISEC Inc.	0	0	4	5	18	27.8%
Quality Construction services, LLC	0	0	4	15	55	27.3%
Mike Zarp, Inc.	0	0	3	10	37	27.0%
Alpha & Omega Pavers, Inc	0	0	1	5	19	26.3%
Swinerton Builders	7	7	24	114	441	25.9%
Custom Modular Services Corporation	0	0	0	1	4	25.0%
MSL Electric, Inc.	0	0	2	5	20	25.0%
The JV Land Clearing	0	0	0	3	13	23.1%
Penhall Company	0	0	2	7	31	22.6%

## Intermodal Transportation Facility West

Data Received Through: October 31, 2021 - Data Source: Contractor's LCP Tracker Report


Prime Contractor: Swinerton

Subcontractor Name	Reported Community Sponsorships	 HIRE LAX Graduates	Total Impact Workers	Total Impact and Local Workers	Total Workers	Local Hire % (Headcount)
ABC Resources, Inc.	0	0	0	4	18	22.2%
AMPCO Landscape, Inc. dba Earthscapes	0	0	1	7	32	21.9%
Corradini Corp	0	0	2	4	19	21.1%
Schindler Elevator Corporation	0	0	0	5	24	20.8%
Murray Company	0	0	1	15	73	20.5%
Ondatje Contracting Inc.	0	0	1	1	5	20.0%
Connor Concrete Cutting & Coring	0	0	1	2	10	20.0%
Moran Consulting Corporation	0	0	0	2	10	20.0%
Traffic Management, Inc.	0	0	0	4	21	19.0%
Doortek Systems, Inc.	0	0	0	1	6	16.7%
Eberhard	0	0	0	6	36	16.7%
Cowelco	0	0	3	10	68	14.7%
Gonsalves & Santucci Inc dba Conco Pumping (Cement)	0	0	1	4	28	14.3%
Thermalair, Inc.	0	0	0	2	15	13.3%
Vertical Access, Inc	0	0	1	3	23	13.0%
Marne Construction, Inc.	0	0	0	10	78	12.8%
Calcoast Steel, Inc	0	0	0	1	8	12.5%
Pavement Recycling Systems, Inc	0	0	0	1	9	11.1%
Maxim Crane Works	0	0	0	2	18	11.1%
Cosco Fire Protection	0	0	0	1	10	10.0%
Western Allied Corporation	0	0	0	3	33	9.1%
Reliable Construction Services, LLC	0	0	0	1	13	7.7%
C Below Inc	0	0	1	1	30	3.3%
Cardno, Inc.	0	0	0	0	1	0.0%
Century Sweeping	0	0	0	0	1	0.0%
D&D Laser Screed	0	0	0	0	1	0.0%
Haasco, Inc.	0	0	0	0	1	0.0%
Karcher Interior Systems, Inc.	0	0	0	0	1	0.0%

## Intermodal Transportation Facility West

Data Received Through: October 31, 2021 - Data Source: Contractor's LCP Tracker Report


Prime Contractor: Swinerton

Subcontractor Name	Reported Community Sponsorships	 HIRE LAX Graduates	Total Impact Workers	Total Impact and Local Workers	Total Workers	Local Hire % (Headcount)
LA Excavating Inc dba Alward Equipment Rental	0	0	0	0	1	0.0%
Martin Bros./Marcowall, Inc.	0	0	0	0	1	0.0%
Miller Equipment Co	0	0	0	0	1	0.0%
Moran Manhole Builders Inc.	0	0	0	0	1	0.0%
P & E Insulation Inc	0	0	0	0	1	0.0%
2R Drilling, Inc.	0	0	0	0	2	0.0%
Accurate Line Locating, Inc.	0	0	0	0	2	0.0%
Advanced Trucking Services, Inc.	0	0	0	0	2	0.0%
Door Systems Inc.	0	0	0	0	2	0.0%
George L Throop Company	0	0	0	0	2	0.0%
Koppl Pipeline Services	0	0	0	0	2	0.0%
Lonestar West Services LLC	0	0	0	0	2	0.0%
Poot Trucking	0	0	0	0	2	0.0%
Quality Reinforcing, Inc	0	0	0	0	2	0.0%
Savala Equipment CO	0	0	0	0	2	0.0%
Asphalt, Fabric and Engineering, Inc	0	0	0	0	3	0.0%
N.M.N. Construction, Inc.	0	0	0	0	3	0.0%
PSI3G, Inc. dba Partition Specialties	0	0	0	0	3	0.0%
Farwest Insulation Contracting	0	0	0	0	4	0.0%
Gonsalves & Santucci Inc dba Conco Pumping	0	0	0	0	4	0.0%
Harpers Backhoe Service Inc	0	0	0	0	4	0.0%
Matt Chlor Inc	0	0	0	0	5	0.0%
Pro Installations, Inc DBA Prospectra Contract Flooring	0	0	0	0	5	0.0%
Siteline Interior Carpentry	0	0	0	0	5	0.0%
Smithson Electric, Inc	0	0	0	0	5	0.0%
Architectural Design & Signs, Inc.	0	0	0	0	6	0.0%
Commercial Scaffolding of CA, Inc.	0	0	0	0	6	0.0%

## Intermodal Transportation Facility West

Data Received Through: October 31, 2021 - Data Source: Contractor's LCP Tracker Report

Prime Contractor: Swinerton

Subcontractor Name	Reported Community Sponsorships	 HIRE LAX Graduates	Total Impact Workers	Total Impact and Local Workers	Total Workers	Local Hire % (Headcount)
Preferred Construction Specialist, Inc.	0	0	0	0	7	0.0%
Bragg Crane Service	0	0	0	0	10	0.0%
JLM Installation, Inc	0	0	0	0	11	0.0%
Torrent Resources	0	0	0	0	11	0.0%
PCI Striping	0	0	0	0	23	0.0%
	7	7	176	967	3258	29.7%

**LAX PLA Article III, Section 6 Contractor Hiring Obligations** - . . . to maximize the employment of qualified local persons residing within the area of the Project, with the goal that at least 30% of each contractor's employees hired under this Agreement shall be either residents of the cities immediately adjacent to LAX or of the City of Los Angeles ("local residents"). Contractors shall develop a hiring plan and maintain records of their compliance efforts.