


## Terminal Cores and APM Interface

Data Received Through: September 30, 2021 - Data Source: City's Summary of Hiring Monthly Report


Prime Contractor: Austin Commercial

Subcontractor Name		Reported Community Sponsorships	 HIRE LAX Graduates	Total Impact Workers	Total Impact and Local Workers	Total Workers	Local Hire % (Headcount)
Direct AV		0	0	0	1	1	100.0%
P G C Construction Inc	NEW	0	0	0	1	1	100.0%
Lawrence Rosine		0	0	0	2	2	100.0%
Brundage - Bone Concrete Pumping		0	0	0	3	3	100.0%
Streamline Integration		0	0	1	3	3	100.0%
Final Cleaning Solutions Inc		0	0	2	4	4	100.0%
Commercial West Group Inc.		0	0	0	5	5	100.0%
Fryman Management		0	0	9	30	37	81.1%
24 Hours Sweeping		0	0	1	3	4	75.0%
TEC Management Consultants Inc.		0	0	10	18	25	72.0%
BEI Construction	NEW	0	0	2	5	7	71.4%
Alliance Construction		0	0	0	2	3	66.7%
Better Way Plumbing		0	0	0	2	3	66.7%
Borbon Incorporated		0	0	1	1	2	50.0%
Karcher Firestopping, Inc.		0	0	0	1	2	50.0%
Comet Electric		0	0	0	13	28	46.4%
DSM Construction Inc		0	0	2	5	11	45.5%
Johnson & Turner Painting Company Inc		0	0	1	5	11	45.5%
Birdi Constructors Inc		0	0	2	8	18	44.4%
Safe Scaffolding		0	0	1	7	16	43.8%
Environmental Construction Group, Inc.		0	0	6	20	46	43.5%
American National Insulation DBA Coast		0	0	0	3	7	42.9%
Stefan Merli Plasterin Co Inc dba Merli Concrete		0	0	0	9	21	42.9%
Advance Fire Protection Co Inc		0	0	1	2	5	40.0%
Ground Penetrating Radar Systems LLC		0	0	1	2	5	40.0%
Don H. Mahaffey Drilling CO		0	0	0	4	10	40.0%

# Terminal Cores and APM Interface

Data Received Through: September 30, 2021 - Data Source: City's Summary of Hiring Monthly Report


Prime Contractor: Austin Commercial

Subcontractor Name	Reported Community Sponsorships	 HIRE LAX Graduates	Total Impact Workers	Total Impact and Local Workers	Total Workers	Local Hire % (Headcount)
Building Electronic Controls, Inc.	0	0	2	6	16	37.5%
CSI Electrical Contractors, Inc	0	0	4	18	48	37.5%
Xcel Mechanical Systems, Inc	0	0	3	21	56	37.5%
Matrix Environmental, Inc.	0	0	3	33	88	37.5%
Infinity Drywall Contracting Inc	4	4	8	43	116	37.1%
Best Contracting Services, Inc.	0	0	0	14	40	35.0%
ISEC, Inc.	0	0	5	19	55	34.5%
Site Solution Services	0	0	0	1	3	33.3%
So Cal Fence	0	0	1	2	6	33.3%
Elite Glazing Group Inc	0	0	1	4	12	33.3%
K D C Inc DBA Dynaelectric	0	0	2	4	12	33.3%
West Coast Firestopping, Inc.	0	0	1	4	12	33.3%
Stonerock Tile, Inc	0	0	1	5	15	33.3%
Morrow Meadows	0	0	2	6	18	33.3%
CSA Constructors, Inc.	0	0	1	7	21	33.3%
Perez Construction Group, Inc.	0	0	4	23	79	29.1%
J Colavin & Son Inc.	0	0	0	4	14	28.6%
Rebar Engineering, Inc	0	0	4	16	56	28.6%
ARB, Inc.	0	0	4	18	64	28.1%
Performance Contracting, Inc.	1	1	3	20	73	27.4%
Murray Plumbing & Heating Corp	0	0	1	3	11	27.3%
Traffic Management Inc	0	0	2	6	22	27.3%
Limbach Company LP	0	0	1	7	26	26.9%
Corradini Corp	1	1	2	7	27	25.9%
Karcher Insulation Inc	0	0	1	2	8	25.0%
CMZ Excavation Inc	0	0	1	4	16	25.0%
Rosendin Electric, Inc.	0	0	9	35	144	24.3%
Asbury Steel Inc	0	0	1	5	22	22.7%

# Terminal Cores and APM Interface

Data Received Through: September 30, 2021 - Data Source: City's Summary of Hiring Monthly Report


Prime Contractor: Austin Commercial

Subcontractor Name	Reported Community Sponsorships	 HIRE LAX Graduates	Total Impact Workers	Total Impact and Local Workers	Total Workers	Local Hire % (Headcount)
G.O. Rodriguez Trucking, Inc	0	0	1	5	22	22.7%
SJN Builders Inc	0	0	1	5	22	22.7%
Control Air Conditioning Corporation	0	0	0	6	28	21.4%
Condon-Johnson & Associates, Inc	0	0	0	8	38	21.1%
Martin Bros/Marcowall Inc	0	0	4	16	76	21.1%
P S 1 3 G Inc dba Partition Specialties	0	0	0	1	5	20.0%
Service Connected II Inc DBA SC Building Ma	0	0	0	2	10	20.0%
Streamline Fire Protection, Inc.	0	0	1	2	10	20.0%
Western Industrial Contractors	0	0	1	6	31	19.4%
Elite Line Services Inc	0	0	1	3	16	18.8%
Danny Letner Inc DBA Letner Roofing Company	0	0	1	2	11	18.2%
Harwood Construction Inc	0	0	0	1	7	14.3%
Wolverinefire Protection Co.	0	0	1	2	14	14.3%
Brandsafway Services	0	0	0	2	15	13.3%
Aldridge Electric Inc dba Aldridge	0	0	1	1	8	12.5%
Anning-Johnson Company	0	0	2	5	42	11.9%
Bragg Investment Co Inc DBA Bragg Crane	0	0	6	26	221	11.8%
L N A Concrete Estructures Inc	0	0	0	1	10	10.0%
Jordan Drywall Inc	0	0	0	1	11	9.1%
United Riggers & Erectors Inc	0	0	0	1	11	9.1%
Jones Sign Co, Inc.	0	0	1	1	12	8.3%
California Hi-Tech Floors, Inc	0	0	1	4	48	8.3%
Elevators ETC	0	0	0	2	29	6.9%
ConnorP81, Inc.	0	0	0	1	15	6.7%
Schindler Elevator Corporation	0	0	0	1	19	5.3%
Jezowski & Markel Contractors, Inc	0	0	0	2	38	5.3%
California Construction Labor Services	0	0	0	0	1	0.0%
Door Specialties Inc DBA Door Systems Inc	0	0	0	0	1	0.0%

## Terminal Cores and APM Interface

Data Received Through: September 30, 2021 - Data Source: City's Summary of Hiring Monthly Report

Prime Contractor: Austin Commercial

Subcontractor Name		Reported Community Sponsorships	 HIRE LAX Graduates	Total Impact Workers	Total Impact and Local Workers	Total Workers	Local Hire % (Headcount)
Stumbaugh & Associates, Inc.		0	0	0	0	1	0.0%
Applied Engineering Concepts	NEW	0	0	0	0	2	0.0%
Digital Concrete Enterprises Inc		0	0	0	0	2	0.0%
Mike Zarp		0	0	0	0	2	0.0%
Veterans Engineering Services Inc.		0	0	0	0	2	0.0%
A G I Marble Company Inc		0	0	0	0	3	0.0%
Air Balance Co		0	0	0	0	3	0.0%
F3 & Associates, Inc		0	0	0	0	3	0.0%
Fusion Sign & Design, Inc.		0	0	0	0	4	0.0%
Mr Crane Inc		0	0	0	0	4	0.0%
G & C Equipment Corporation		0	0	0	0	5	0.0%
Cosco Fire Protection, Inc.		0	0	0	0	7	0.0%
Vertical Access Inc.		0	0	0	0	8	0.0%
Pacific Architectural Woodworking, Inc.		0	0	0	0	10	0.0%
C Below, Inc.		0	0	0	0	11	0.0%
P C I		0	0	0	0	12	0.0%
Cell-Crete Corporation		0	0	0	0	14	0.0%
Western Allied Corporation		0	0	0	0	18	0.0%
		<b>6</b>	<b>6</b>	<b>129</b>	<b>603</b>	<b>2242</b>	<b>26.9%</b>

**LAX PLA Article III, Section 6 Contractor Hiring Obligations** - . . . to maximize the employment of qualified local persons residing within the area of the Project, with the goal that at least 30% of each contractor's employees hired under this Agreement shall be either residents of the cities immediately adjacent to LAX or of the City of Los Angeles ("local residents"). Contractors shall develop a hiring plan and maintain records of their compliance efforts.