


LAMP Automated People Mover Project

Data Received Through: May 31, 2022 - Data Source: Contractor's LCP Tracker Report


Prime Contractor: LINXS

Subcontractor Name	Reported Community Sponsorships	 HIRE LAX Graduates	Total Impact Workers	Total Impact and Local Workers	Total Workers	Local Hire % (Headcount)
Gaul & Gaul dba Craftsman Concrete Cutting	0	0	0	1	1	100.0%
Hammer Down Transportation Inc	0	0	0	1	1	100.0%
Diversified Janitorial DBA Coast 2 Coast Preservations	0	0	1	5	6	83.3%
Kehoe Engineering & Testing, Inc.	0	0	1	3	4	75.0%
24 Hour Sweeping, Inc.	0	0	1	6	8	75.0%
Pacific Drilling Company	0	0	2	9	13	69.2%
Global Transloading LLC	0	0	1	2	3	66.7%
Anytime Dumping Inc.	0	0	10	24	37	64.9%
Fryman Management Inc	1	0	20	91	142	64.1%
W Contracting Corporation	0	0	7	24	38	63.2%
Thriumph Painting	NEW	0	0	5	8	62.5%
Unique Scaffold (a dba of Emie & Sons Scagolding)	0	0	0	5	8	62.5%
Zolnay Insulation Inc - Sub to Pan-Pacific	0	0	0	3	5	60.0%
Commerce Coating Services	0	0	0	6	10	60.0%
South Coast Sweeping	0	0	0	1	2	50.0%
WCW Inc	0	0	1	1	2	50.0%
Group Delta	0	0	0	2	4	50.0%
Koppl Pipeline Services	0	0	0	2	4	50.0%
Viking Insulation	0	0	0	2	4	50.0%
Harwood Construction Inc	0	0	0	4	8	50.0%
Metcoe Skylight Specialties	0	0	0	6	12	50.0%
ABC Liovin Drilling Inc	0	0	1	8	16	50.0%
Hubcity Trucking	0	0	1	14	28	50.0%
Bali Construction	1	1	5	11	25	44.0%
Birdi Constructors Inc	0	0	3	7	16	43.8%

LAMP Automated People Mover Project

Data Received Through: May 31, 2022 - Data Source: Contractor's LCP Tracker Report


Prime Contractor: LINXS

Subcontractor Name	Reported Community Sponsorships	 HIRE LAX Graduates	Total Impact Workers	Total Impact and Local Workers	Total Workers	Local Hire % (Headcount)
LINXS Constructors	6	6	107	439	1016	43.2%
Dirty Deedz Dumping (dba of T & D Jetter LLC)	0	0	1	3	7	42.9%
Crown Fence Company	0	0	0	13	31	41.9%
Matrix Environmental	0	0	3	65	156	41.7%
Comet Electric	1	0	2	45	111	40.5%
Corpro Companies	0	0	0	2	5	40.0%
Hixson Backhoe Service Inc	0	0	0	2	5	40.0%
Pacific Labor Group	0	0	1	2	5	40.0%
Penhall Company	0	0	1	6	15	40.0%
CMF Inc.	0	0	4	18	45	40.0%
Cosco Fire Protection	1	1	3	27	70	38.6%
Badger Daylighting	0	0	0	5	13	38.5%
Techno Coatings Inc	0	0	3	16	42	38.1%
Champion Crane Rental Inc.	0	0	0	3	8	37.5%
Belcastro Construction Management	0	0	2	4	11	36.4%
ISEC Inc	0	0	2	12	33	36.4%
RJ & J Construction Inc	0	0	6	15	42	35.7%
JT Winsatt Contracting Company	0	0	13	94	265	35.5%
Building Electronic Controls	0	0	1	6	17	35.3%
Best Contracting Services	0	0	1	28	80	35.0%
Miller Equipment Rental	0	0	4	9	26	34.6%
Diversified Production Services, Inc.	0	0	4	19	55	34.5%
Woods Commercial Door Inc	0	0	0	1	3	33.3%
M S Rouse Company	0	0	0	2	6	33.3%
Progressive Surface Solution, LLC	0	0	1	2	6	33.3%
Pugliese Interior Systems Inc	0	0	1	2	6	33.3%

LAMP Automated People Mover Project

Data Received Through: May 31, 2022 - Data Source: Contractor's LCP Tracker Report


Prime Contractor: LINXS

Subcontractor Name	Reported Community Sponsorships	 HIRE LAX Graduates	Total Impact Workers	Total Impact and Local Workers	Total Workers	Local Hire % (Headcount)
Rolling Plains Construction	0	0	2	2	6	33.3%
The JV Land Clearing Company Inc	0	0	0	5	15	33.3%
Imperial Specialty Contracting Inc.	0	0	0	6	18	33.3%
Southwest Steel of California	0	0	3	8	24	33.3%
Drill Tech Drilling & Shoring	0	0	1	7	22	31.8%
Merli Concrete Pumping	0	0	0	7	22	31.8%
The Culver Group	0	0	6	7	22	31.8%
ADF International, Inc. which will do business in California as ADF Steel, Inc.	0	0	10	60	189	31.7%
Allied Steel Co. Inc,	0	0	3	11	35	31.4%
Rosendin Electric	1	1	27	114	364	31.3%
Lucas Builders	0	0	3	11	36	30.6%
Premier Tile & Marble	0	0	1	3	10	30.0%
Legacy Foundations	0	0	9	25	84	29.8%
CMC Rebar West	0	0	15	88	300	29.3%
Crosstown Electric & Data Inc.	0	0	0	2	7	28.6%
Bill Carr Surveys, Inc.	0	0	1	4	14	28.6%
Coast Building Products	0	0	0	4	14	28.6%
Pan-Pacific Mechanical	0	0	7	43	152	28.3%
Pacific Steel Group	0	0	3	30	108	27.8%
Standard Drywall Inc.	0	0	14	55	199	27.6%
Bagatelos Architectural Glass Systems	0	0	3	10	37	27.0%
Century Sweeping	0	0	1	4	15	26.7%
Norcal Pipeline Services	1	1	3	21	79	26.6%
Griffith Company	0	0	2	17	64	26.6%
Nevell Group Inc	0	0	0	17	65	26.2%
Frank S. Smith Masonry Inc.	0	0	3	19	73	26.0%

LAMP Automated People Mover Project

Data Received Through: May 31, 2022 - Data Source: Contractor's LCP Tracker Report


Prime Contractor: LINXS

Subcontractor Name	Reported Community Sponsorships	 HIRE LAX Graduates	Total Impact Workers	Total Impact and Local Workers	Total Workers	Local Hire % (Headcount)	
Anning-Johnson Company	0	0	3	13	50	26.0%	
Concrete Coring Company	0	0	2	8	31	25.8%	
GECTWO Inc.	0	0	0	1	4	25.0%	
Halco Testing Services	0	0	1	1	4	25.0%	
Industrial High Voltage	0	0	0	1	4	25.0%	
South Bay Iron Inc	NEW	0	0	1	1	4	25.0%
Rebar Engineering	0	0	0	2	8	25.0%	
Preferred Ceilings Inc.	0	0	0	3	12	25.0%	
Veterans Engineering Services Inc.	0	0	0	3	12	25.0%	
Legacy Reinforcing Steel	0	0	2	9	36	25.0%	
Granstrom Masonry Inc.	0	0	0	10	44	22.7%	
BrandSafway Services LLC	0	0	4	26	122	21.3%	
Sterndahl Enterprises, Inc	0	0	2	11	53	20.8%	
Masonry Concepts	NEW	0	0	1	6	29	20.7%
Smithson Electric	0	0	0	1	5	20.0%	
Maxwell's Backhoe Inc DBA MBI Excavation (Sub to Pan-Pacific Mechanical)	0	0	0	2	10	20.0%	
Elljay Acoustics Inc	0	0	3	4	20	20.0%	
Sequoia Consultants, Inc.	0	0	2	14	76	18.4%	
Troyer Contracting Company	0	0	0	4	22	18.2%	
Pre-Fab Builders Inc.	0	0	3	9	53	17.0%	
N/S Corporation	NEW	0	0	1	1	6	16.7%
Site Solution Services, Inc.	0	0	0	1	6	16.7%	
2R Drilling	0	0	0	2	12	16.7%	
Alert Insulation Company Inc.	0	0	0	2	12	16.7%	
Tahlequah Rebar Info	0	0	2	7	42	16.7%	
Malcolm Drilling	0	0	1	3	19	15.8%	

LAMP Automated People Mover Project

Data Received Through: May 31, 2022 - Data Source: Contractor's LCP Tracker Report


Prime Contractor: LINXS

Subcontractor Name	Reported Community Sponsorships	 HIRE LAX Graduates	Total Impact Workers	Total Impact and Local Workers	Total Workers	Local Hire % (Headcount)
Integrity Rebar Placers	0	0	1	14	89	15.7%
M. B. Herzog Electric	0	0	0	2	13	15.4%
Dywidag Systems International	0	0	0	10	67	14.9%
Connor Concrete Cutting & Coring	0	0	1	1	7	14.3%
Regional Steel Corporation	0	0	0	1	7	14.3%
JLS Concrete Pumping (dba of Brundage Bone Concrete)	0	0	0	6	44	13.6%
BHC Crane LLC	0	0	0	1	8	12.5%
Lightning Protection Systems dba VFC Lightning Protection	0	0	0	1	8	12.5%
Marne Construction Inc	0	0	1	5	40	12.5%
RMA Group	0	0	0	1	9	11.1%
Genesis One Group	0	0	1	2	18	11.1%
Red Hawk Services	0	0	1	2	20	10.0%
Conco Pumping a dba of Gonsalves & Santucci	0	0	1	1	11	9.1%
G & F Concrete Cutting	0	0	1	2	22	9.1%
Maxim Crane LP	0	0	0	9	106	8.5%
Winegardner Masonry Inc	0	0	0	3	36	8.3%
ADF Structural Steel	0	0	0	1	13	7.7%
Vertical Access, Inc	0	0	1	3	41	7.3%
Schindler Elevator Corporation	0	0	0	2	31	6.5%
C Below Inc	1	1	1	1	16	6.3%
Shaw & Sons Inc.	0	0	0	3	61	4.9%
Chavan Trucking	0	0	0	1	22	4.5%
Bragg Crane Service	0	0	0	1	44	2.3%
Mr Crane	0	0	0	2	95	2.1%
ARS Construction Services, Inc. dba Concrete Cutters International	0	0	0	0	1	0.0%
JT Excavating	0	0	0	0	1	0.0%
L.A. Rebar Welding	0	0	0	0	1	0.0%

LAMP Automated People Mover Project

Data Received Through: May 31, 2022 - Data Source: Contractor's LCP Tracker Report


Prime Contractor: LINXS

Subcontractor Name	Reported Community Sponsorships	 HIRE LAX Graduates	Total Impact Workers	Total Impact and Local Workers	Total Workers	Local Hire % (Headcount)
Penn Air Control	0	0	0	0	1	0.0%
Professional Utility Locating Services	0	0	0	0	1	0.0%
R.J. Lalonde Inc	0	0	0	0	1	0.0%
Terry Rhodes Backhoe Service Inc.	0	0	0	0	1	0.0%
A-Gas US Inc., dba Rapid Recovery	0	0	0	0	2	0.0%
CMZ Excavation, Inc.	0	0	0	0	2	0.0%
Cramer Painting Inc	0	0	0	0	2	0.0%
D. C. Drilling Inc.	0	0	0	0	2	0.0%
Fastrack Rentals	0	0	0	0	2	0.0%
Ground Penetrating Radar Systems LLC	0	0	0	0	2	0.0%
Matt Chlor Inc	0	0	0	0	2	0.0%
SC Coatings Corp.	0	0	0	0	2	0.0%
ACE Concrete Cutting, Inc.	0	0	0	0	3	0.0%
Elite Group Enterprises	0	0	0	0	3	0.0%
Hamilton Blake LLC	NEW	0	0	0	3	0.0%
Traffic Loops Crackfilling Inc.	0	0	0	0	3	0.0%
Antoine Electric Inc	0	0	0	0	4	0.0%
Del Secco Diamond Core & Saw Inc.	0	0	0	0	4	0.0%
Sunstate Installations	0	0	0	0	4	0.0%
The LKR Group, Inc.	0	0	0	0	4	0.0%
Barneys Hole Digging	0	0	0	0	5	0.0%
Crane Rental Service Inc	0	0	0	0	5	0.0%
Master Coast, Inc.	0	0	0	0	5	0.0%
Cascade Drilling LP	0	0	0	0	7	0.0%
Hipp Wrap Containment	0	0	0	0	7	0.0%
NMN Construction	0	0	0	0	7	0.0%

LAMP Automated People Mover Project

Data Received Through: May 31, 2022 - Data Source: Contractor's LCP Tracker Report

Prime Contractor: LINXS

Subcontractor Name	Reported Community Sponsorships	 HIRE LAX Graduates	Total Impact Workers	Total Impact and Local Workers	Total Workers	Local Hire % (Headcount)
David L. Addison dba Addison Equipment Rental	0	0	0	0	8	0.0%
Hydraulic Cranes LLC	0	0	0	0	9	0.0%
Commercial Scaffolding of CA Inc	0	0	0	0	10	0.0%
Dean's Certifies Welding Inc.	0	0	0	0	10	0.0%
Bragg Heavy Transport	0	0	0	0	12	0.0%
H.D. Construction Equipment Inc. (HDCE)	0	0	0	0	15	0.0%
Torrent Resources (CA) Inc	0	0	0	0	15	0.0%
Baryeh Construction	0	0	0	0	21	0.0%
Reliable Construction Services LLC	0	0	0	0	26	0.0%
	13	11	368	1883	6195	30.4%

LAX PLA Article III, Section 6 Contractor Hiring Obligations - . . . to maximize the employment of qualified local persons residing within the area of the Project, with the goal that at least 30% of each contractor's employees hired under this Agreement shall be either residents of the cities immediately adjacent to LAX or of the City of Los Angeles ("local residents"). Contractors shall develop a hiring plan and maintain records of their compliance efforts.