


Terminal Cores and APM Interface

Data Received Through: November 30, 2022 - Data Source: City's Summary of Hiring Monthly Report


Prime Contractor: Austin Commercial

Subcontractor Name	Reported Community Sponsorships	 HIRE LAX Graduates	Total Impact Workers	Total Impact and Local Workers	Total Workers	Local Hire % (Headcount)
Lawrence Rosine	0	0	0	2	2	100.0%
Streamline Integration	0	0	1	3	3	100.0%
Commercial West Group Inc.	0	0	0	5	5	100.0%
Fryman Management	0	0	11	52	67	77.6%
24 Hours Sweeping	0	0	1	3	4	75.0%
Brundage - Bone Concrete Pumping	0	0	0	5	7	71.4%
Alliance Construction	0	0	0	2	3	66.7%
Better Way Plumbing	0	0	0	2	3	66.7%
Final Cleaning Solutions Inc	0	0	4	30	45	66.7%
BEI Construction	0	0	3	8	13	61.5%
Direct AV	0	0	0	3	5	60.0%
TEC Management Consultants Inc.	0	0	17	28	48	58.3%
Harwood Construction Inc	0	0	1	6	11	54.5%
Borbon Incorporated	0	0	1	1	2	50.0%
Pionner Door and Service	0	0	0	2	4	50.0%
Comet Electric	0	0	0	13	28	46.4%
DSM Construction Inc	0	0	2	5	11	45.5%
California Construction Labor Services	1	1	1	4	9	44.4%
Environmental Construction Group, Inc.	0	0	6	20	46	43.5%
CMZ Excavation Inc	0	0	2	9	22	40.9%
Advance Fire Protection Co Inc	0	0	1	2	5	40.0%
Ground Penetrating Radar Systems LLC	0	0	1	2	5	40.0%
Safe Scaffolding	0	0	2	10	25	40.0%
Building Electronic Controls, Inc.	0	0	2	7	18	38.9%

Terminal Cores and APM Interface

Data Received Through: November 30, 2022 - Data Source: City's Summary of Hiring Monthly Report


Prime Contractor: Austin Commercial

Subcontractor Name	Reported Community Sponsorships	 HIRE LAX Graduates	Total Impact Workers	Total Impact and Local Workers	Total Workers	Local Hire % (Headcount)
West Coast Firestopping, Inc.	0	0	2	10	26	38.5%
Stefan Merli Plasterin Co Inc dba Merli Concrete	0	0	0	9	24	37.5%
Infinity Drywall Contracting Inc	4	4	9	45	127	35.4%
Best Contracting Services, Inc.	0	0	0	21	60	35.0%
Birdi Constructors Inc	0	0	2	8	23	34.8%
Karcher Firestopping, Inc.	0	0	0	1	3	33.3%
Site Solution Services	0	0	0	1	3	33.3%
CR Insulation	0	0	0	2	6	33.3%
P G C Construction Inc	0	0	0	3	9	33.3%
Don H. Mahaffey Drilling CO	0	0	0	4	12	33.3%
Morrow Meadows	0	0	2	6	18	33.3%
CSA Constructors, Inc.	0	0	1	7	21	33.3%
ISEC, Inc.	0	0	8	31	96	32.3%
Mike Zarp	0	0	1	7	22	31.8%
Matrix Environmental, Inc.	0	0	3	38	121	31.4%
KDC Inc DBA Dynaelectric	0	0	2	4	13	30.8%
ARB, Inc.	0	0	4	22	72	30.6%
Xcel Mechanical Systems, Inc	0	0	3	30	99	30.3%
Perez Construction Group, Inc.	0	0	4	29	96	30.2%
American National Insulation DBA Coast	0	0	0	3	10	30.0%
Premier Tile & Marble	0	0	4	15	50	30.0%
Rebar Engineering, Inc	0	0	5	19	64	29.7%
Stonerock Tile, Inc	0	0	1	7	24	29.2%
Johnson & Turner Painting Company Inc	0	0	1	9	31	29.0%
Martin Bros/Marcowall Inc	0	0	7	36	125	28.8%

Terminal Cores and APM Interface

Data Received Through: November 30, 2022 - Data Source: City's Summary of Hiring Monthly Report


Prime Contractor: Austin Commercial

Subcontractor Name	Reported Community Sponsorships	 HIRE LAX Graduates	Total Impact Workers	Total Impact and Local Workers	Total Workers	Local Hire % (Headcount)
Rosendin Electric, Inc.	0	0	11	47	164	28.7%
J Colavin & Son Inc.	0	0	0	4	14	28.6%
Murray Plumbing & Heating Corp	0	0	1	3	11	27.3%
CSI Electrical Contractors, Inc	0	0	6	22	83	26.5%
Elite Glazing Group Inc	0	0	1	5	19	26.3%
So Cal Fence	0	0	1	2	8	25.0%
Traffic Management Inc	0	0	2	6	24	25.0%
Limbach Company LP	0	0	1	9	37	24.3%
Performance Contracting, Inc.	1	1	8	45	189	23.8%
Asbury Steel Inc	0	0	1	5	22	22.7%
G.O. Rodriguez Trucking, Inc	0	0	1	5	22	22.7%
Corradini Corp	1	1	3	12	53	22.6%
Karcher Insulation Inc	0	0	1	2	9	22.2%
SJN Builders Inc	0	0	2	8	37	21.6%
Control Air Conditioning Corporation	0	0	0	6	28	21.4%
P S 1 3 G Inc dba Partition Specialties	0	0	0	1	5	20.0%
Service Connected II Inc DBA SC Building Ma	0	0	0	2	10	20.0%
Streamline Fire Protection, Inc.	0	0	1	2	10	20.0%
Condon-Johnson & Associates, Inc	0	0	0	8	40	20.0%
Elite Line Services Inc	0	0	1	3	16	18.8%
Danny Letner Inc DBA Letner Roofing Company	0	0	1	2	11	18.2%
Anning-Johnson Company	0	0	5	8	44	18.2%
Door Specialties Inc DBA Door Systems Inc	0	0	0	1	6	16.7%
Wolverinefire Protection Co.	0	0	1	3	19	15.8%
Western Industrial Contractors	0	0	1	6	41	14.6%

Terminal Cores and APM Interface

Data Received Through: November 30, 2022 - Data Source: City's Summary of Hiring Monthly Report


Prime Contractor: Austin Commercial

Subcontractor Name	Reported Community Sponsorships	 HIRE LAX Graduates	Total Impact Workers	Total Impact and Local Workers	Total Workers	Local Hire % (Headcount)
L N A Concrete Estructures Inc	0	0	0	2	14	14.3%
So-Cal Insulation	0	0	2	3	21	14.3%
Jezowski & Markel Contractors, Inc	0	0	2	7	50	14.0%
Air Balance Co	0	0	0	1	8	12.5%
Bragg Investment Co Inc DBA Bragg Crane	0	0	6	28	233	12.0%
Aldridge Electric Inc dba Aldridge	0	0	1	1	10	10.0%
Jordan Drywall Inc	0	0	0	1	11	9.1%
Brandsafway Services	0	0	0	2	22	9.1%
California Hi-Tech Floors, Inc	0	0	1	4	49	8.2%
United Riggers & Erectors Inc	0	0	0	1	16	6.3%
Elevators ETC	0	0	0	2	33	6.1%
Jones Sign Co, Inc.	0	0	1	1	19	5.3%
ConnorP81, Inc.	0	0	0	1	25	4.0%
Schindler Elevator Corporation	0	0	0	1	27	3.7%
Koppl Pipeline Services Inc	0	0	0	0	1	0.0%
Stumbaugh & Associates, Inc.	0	0	0	0	1	0.0%
Digital Concrete Enterprises Inc	0	0	0	0	2	0.0%
Veterans Engineering Services Inc.	0	0	0	0	2	0.0%
A G I Marble Company Inc	0	0	0	0	3	0.0%
F3 & Associates, Inc	0	0	0	0	3	0.0%
Matt-Chlor, Inc	0	0	0	0	3	0.0%
Fusion Sign & Design, Inc.	0	0	0	0	4	0.0%
Mr Crane Inc	0	0	0	0	4	0.0%
G & C Equipment Corporation	0	0	0	0	5	0.0%
Applied Engineering Concepts	0	0	0	0	6	0.0%

Terminal Cores and APM Interface

Data Received Through: November 30, 2022 - Data Source: City's Summary of Hiring Monthly Report

Prime Contractor: Austin Commercial

Subcontractor Name	Reported Community Sponsorships	 HIRE LAX Graduates	Total Impact Workers	Total Impact and Local Workers	Total Workers	Local Hire % (Headcount)
Cosco Fire Protection, Inc.	0	0	0	0	7	0.0%
Vertical Access Inc.	0	0	0	0	8	0.0%
Pacific Architectural Woodworking, Inc.	0	0	0	0	10	0.0%
C Below, Inc.	0	0	0	0	11	0.0%
P C I	0	0	0	0	12	0.0%
Cell-Crete Corporation	0	0	0	0	14	0.0%
Western Allied Corporation	0	0	0	0	18	0.0%
	7	7	177	863	3120	27.7%