


LAMP Automated People Mover Project

Data Received Through: September 30, 2022 - Data Source: Contractor's LCP Tracker Report


Prime Contractor: LINXS

| Subcontractor Name | Reported Community Sponsorships |  HIRE LAX Graduates | Total Impact Workers | Total Impact and Local Workers | Total Workers | Local Hire % (Headcount) |
|--|---------------------------------|--|----------------------|--------------------------------|---------------|--------------------------|
| Gaul & Gaul dba Craftsman Concrete Cutting | 0 | 0 | 0 | 1 | 1 | 100.0% |
| Hammer Down Transportation Inc | 0 | 0 | 0 | 1 | 1 | 100.0% |
| Horton Automatics dba Overhead Door Corp. | NEW | 0 | 0 | 2 | 2 | 100.0% |
| Diversified Janitorial DBA Coast 2 Coast Preservations | 0 | 0 | 1 | 5 | 6 | 83.3% |
| Kehoe Engineering & Testing, Inc. | 0 | 0 | 1 | 3 | 4 | 75.0% |
| 24 Hour Sweeping, Inc. | 0 | 0 | 1 | 6 | 8 | 75.0% |
| Pacific Drilling Company | 0 | 0 | 2 | 9 | 13 | 69.2% |
| Global Transloading LLC | 0 | 0 | 1 | 2 | 3 | 66.7% |
| Anytime Dumping Inc. | 0 | 0 | 10 | 26 | 40 | 65.0% |
| W Contracting Corporation | 0 | 0 | 7 | 24 | 38 | 63.2% |
| Fryman Management Inc | 1 | 0 | 22 | 102 | 162 | 63.0% |
| Unique Scaffold (a dba of Emie & Sons Scagolding) | 0 | 0 | 0 | 5 | 8 | 62.5% |
| Zolnay Insulation Inc - Sub to Pan-Pacific | 0 | 0 | 0 | 3 | 5 | 60.0% |
| Triumph Painting | 0 | 0 | 0 | 6 | 10 | 60.0% |
| Viking Insulation | 0 | 0 | 0 | 5 | 9 | 55.6% |
| Penhall Company | 0 | 0 | 1 | 13 | 25 | 52.0% |
| WCW Inc | 0 | 0 | 1 | 1 | 2 | 50.0% |
| Group Delta | 0 | 0 | 0 | 2 | 4 | 50.0% |
| GECTWO Inc. | 0 | 0 | 1 | 3 | 6 | 50.0% |
| Harwood Construction Inc | 0 | 0 | 0 | 5 | 10 | 50.0% |
| ABC Liovin Drilling Inc | 0 | 0 | 1 | 8 | 16 | 50.0% |
| Hubcity Trucking | 0 | 0 | 1 | 14 | 28 | 50.0% |
| Metcoe Skylight Specialties | 0 | 0 | 0 | 7 | 16 | 43.8% |
| LINXS Constructors | 6 | 6 | 110 | 455 | 1057 | 43.0% |
| Dirty Deedz Dumping (dba of T & D Jetter LLC) | 0 | 0 | 1 | 3 | 7 | 42.9% |

LAMP Automated People Mover Project

Data Received Through: September 30, 2022 - Data Source: Contractor's LCP Tracker Report


Prime Contractor: LINXS

| Subcontractor Name | Reported Community Sponsorships |  HIRE LAX Graduates | Total Impact Workers | Total Impact and Local Workers | Total Workers | Local Hire % (Headcount) |
|---------------------------------------|---------------------------------|--|----------------------|--------------------------------|---------------|--------------------------|
| Comet Electric | 1 | 0 | 3 | 51 | 120 | 42.5% |
| Birdi Constructors Inc | 0 | 0 | 3 | 8 | 19 | 42.1% |
| Commerce Coating Services | 0 | 0 | 0 | 7 | 17 | 41.2% |
| Matrix Environmental | 0 | 0 | 4 | 66 | 161 | 41.0% |
| Corpro Companies | 0 | 0 | 0 | 2 | 5 | 40.0% |
| Hamilton Blake LLC | 0 | 0 | 0 | 2 | 5 | 40.0% |
| Hixson Backhoe Service Inc | 0 | 0 | 0 | 2 | 5 | 40.0% |
| Koppl Pipeline Services | 0 | 0 | 0 | 2 | 5 | 40.0% |
| Pacific Labor Group | 0 | 0 | 1 | 2 | 5 | 40.0% |
| Sancon Technologies | NEW | 0 | 0 | 2 | 5 | 40.0% |
| Crown Fence Company | 0 | 0 | 0 | 15 | 38 | 39.5% |
| Cosco Fire Protection | 1 | 1 | 3 | 28 | 71 | 39.4% |
| Techno Coatings Inc | 0 | 0 | 3 | 18 | 46 | 39.1% |
| Badger Daylighting | 0 | 0 | 0 | 5 | 13 | 38.5% |
| Champion Crane Rental Inc. | 0 | 0 | 0 | 3 | 8 | 37.5% |
| Allied Steel Co. Inc, | 0 | 0 | 4 | 14 | 38 | 36.8% |
| Belcastro Construction Management | 0 | 0 | 2 | 4 | 11 | 36.4% |
| ISEC Inc | 0 | 0 | 2 | 14 | 39 | 35.9% |
| RJ & J Construction Inc | 0 | 0 | 6 | 15 | 42 | 35.7% |
| Best Contracting Services | 0 | 0 | 2 | 32 | 90 | 35.6% |
| JT Winsatt Contracting Company | 0 | 0 | 13 | 95 | 269 | 35.3% |
| Building Electronic Controls | 0 | 0 | 1 | 6 | 17 | 35.3% |
| Diversified Production Services, Inc. | 0 | 0 | 4 | 19 | 55 | 34.5% |
| Bali Construction | 1 | 1 | 6 | 14 | 41 | 34.1% |
| Anning-Johnson Company | 2 | 2 | 9 | 20 | 59 | 33.9% |
| Apolo Electric | 0 | 0 | 0 | 1 | 3 | 33.3% |

LAMP Automated People Mover Project

Data Received Through: September 30, 2022 - Data Source: Contractor's LCP Tracker Report


Prime Contractor: LINXS

| Subcontractor Name | Reported Community Sponsorships |  HIRE LAX Graduates | Total Impact Workers | Total Impact and Local Workers | Total Workers | Local Hire % (Headcount) |
|---|---------------------------------|--|----------------------|--------------------------------|---------------|--------------------------|
| Woods Commercial Door Inc | 0 | 0 | 0 | 1 | 3 | 33.3% |
| DSM Construction | 0 | 0 | 1 | 2 | 6 | 33.3% |
| Progressive Surface Solution, LLC | 0 | 0 | 1 | 2 | 6 | 33.3% |
| Pugliese Interior Systems Inc | 0 | 0 | 1 | 2 | 6 | 33.3% |
| South Bay Iron Inc | 0 | 0 | 1 | 3 | 9 | 33.3% |
| ADF International, Inc. which will do business in California as ADF Steel, Inc. | 0 | 0 | 12 | 75 | 226 | 33.2% |
| Miller Equipment Rental | 0 | 0 | 4 | 9 | 28 | 32.1% |
| Drill Tech Drilling & Shoring | 0 | 0 | 1 | 7 | 22 | 31.8% |
| Merli Concrete Pumping | 0 | 0 | 0 | 7 | 22 | 31.8% |
| The Culver Group | 0 | 0 | 6 | 7 | 22 | 31.8% |
| Standard Drywall Inc. | 0 | 0 | 23 | 76 | 239 | 31.8% |
| Bagatelos Architectural Glass Systems | 0 | 0 | 3 | 13 | 41 | 31.7% |
| Imperial Specialty Contracting Inc. | 0 | 0 | 0 | 6 | 19 | 31.6% |
| Rosendin Electric | 1 | 1 | 31 | 150 | 477 | 31.4% |
| N/S Corporation | 0 | 0 | 1 | 3 | 10 | 30.0% |
| Premier Tile & Marble | 0 | 0 | 1 | 3 | 10 | 30.0% |
| Rolling Plains Construction | 0 | 0 | 2 | 3 | 10 | 30.0% |
| Pan-Pacific Mechanical | 0 | 0 | 10 | 54 | 181 | 29.8% |
| Legacy Foundations | 0 | 0 | 9 | 25 | 84 | 29.8% |
| CMC Rebar West | 0 | 0 | 15 | 89 | 301 | 29.6% |
| The JV Land Clearing Company Inc | 0 | 0 | 0 | 5 | 17 | 29.4% |
| CMF Inc. | 0 | 0 | 5 | 23 | 80 | 28.8% |
| Crosstown Electric & Data Inc. | 0 | 0 | 0 | 2 | 7 | 28.6% |
| M S Rouse Company | 0 | 0 | 0 | 2 | 7 | 28.6% |
| Travertine Inc | 0 | 0 | 0 | 2 | 7 | 28.6% |
| Bill Carr Surveys, Inc. | 0 | 0 | 1 | 4 | 14 | 28.6% |

LAMP Automated People Mover Project

Data Received Through: September 30, 2022 - Data Source: Contractor's LCP Tracker Report


Prime Contractor: LINXS

| Subcontractor Name | Reported Community Sponsorships |  HIRE LAX Graduates | Total Impact Workers | Total Impact and Local Workers | Total Workers | Local Hire % (Headcount) |
|--|---------------------------------|--|----------------------|--------------------------------|---------------|--------------------------|
| Coast Building Products | 0 | 0 | 0 | 4 | 14 | 28.6% |
| Onyx Building Group | NEW | 0 | 2 | 5 | 18 | 27.8% |
| Granstrom Masonry Inc. | 0 | 0 | 0 | 13 | 47 | 27.7% |
| Frank S. Smith Masonry Inc. | 0 | 0 | 3 | 21 | 76 | 27.6% |
| Southwest Steel of California | 0 | 0 | 3 | 8 | 29 | 27.6% |
| Pacific Steel Group | 0 | 0 | 3 | 30 | 109 | 27.5% |
| Century Sweeping | 0 | 0 | 1 | 4 | 15 | 26.7% |
| Lucas Builders | 0 | 0 | 3 | 13 | 49 | 26.5% |
| Norcal Pipeline Services | 1 | 1 | 3 | 21 | 82 | 25.6% |
| Halco Testing Services | 0 | 0 | 1 | 1 | 4 | 25.0% |
| Industrial High Voltage | 0 | 0 | 0 | 1 | 4 | 25.0% |
| South Coast Sweeping | 0 | 0 | 0 | 1 | 4 | 25.0% |
| Rebar Engineering | 0 | 0 | 0 | 2 | 8 | 25.0% |
| Preferred Ceilings Inc. | 0 | 0 | 0 | 3 | 12 | 25.0% |
| Veterans Engineering Services Inc. | 0 | 0 | 0 | 3 | 12 | 25.0% |
| Legacy Reinforcing Steel | 0 | 0 | 2 | 9 | 36 | 25.0% |
| Griffith Company | 0 | 0 | 2 | 19 | 77 | 24.7% |
| Nevell Group Inc | 0 | 0 | 0 | 18 | 76 | 23.7% |
| Concrete Coring Company | 0 | 0 | 2 | 8 | 34 | 23.5% |
| BrandSafway Services LLC | 0 | 0 | 8 | 32 | 140 | 22.9% |
| Masonry Concepts | 0 | 0 | 1 | 7 | 31 | 22.6% |
| Smithson Electric | 0 | 0 | 0 | 1 | 5 | 20.0% |
| Maxwell's Backhoe Inc DBA MBI Excavation (Sub to Pan-Pacific Mechanical) | 0 | 0 | 0 | 2 | 10 | 20.0% |
| Sterndahl Enterprises, Inc | 0 | 0 | 3 | 12 | 61 | 19.7% |
| Sequoia Consultants, Inc. | 0 | 0 | 2 | 14 | 82 | 17.1% |
| Pre-Fab Builders Inc. | 0 | 0 | 3 | 9 | 53 | 17.0% |

LAMP Automated People Mover Project

Data Received Through: September 30, 2022 - Data Source: Contractor's LCP Tracker Report


Prime Contractor: LINXS

| Subcontractor Name | Reported Community Sponsorships |  HIRE LAX Graduates | Total Impact Workers | Total Impact and Local Workers | Total Workers | Local Hire % (Headcount) |
|---|---------------------------------|--|----------------------|--------------------------------|---------------|--------------------------|
| Site Solution Services, Inc. | 0 | 0 | 0 | 1 | 6 | 16.7% |
| T & H Interior Services Inc | 0 | 0 | 0 | 1 | 6 | 16.7% |
| 2R Drilling | 0 | 0 | 0 | 2 | 12 | 16.7% |
| Alert Insulation Company Inc. | 0 | 0 | 0 | 2 | 12 | 16.7% |
| Troyer Contracting Company | 0 | 0 | 0 | 4 | 24 | 16.7% |
| Tahlequah Rebar Info | 0 | 0 | 2 | 7 | 42 | 16.7% |
| Malcolm Drilling | 0 | 0 | 1 | 3 | 19 | 15.8% |
| Integrity Rebar Placers | 0 | 0 | 1 | 14 | 89 | 15.7% |
| Dywidag Systems International | 0 | 0 | 0 | 10 | 67 | 14.9% |
| Regional Steel Corporation | 0 | 0 | 0 | 1 | 7 | 14.3% |
| M. B. Herzog Electric | 0 | 0 | 0 | 2 | 14 | 14.3% |
| Winegardner Masonry Inc | 0 | 0 | 0 | 6 | 46 | 13.0% |
| JLS Concrete Pumping (dba of Brundage Bone Concrete) | 0 | 0 | 0 | 6 | 47 | 12.8% |
| BHC Crane LLC | 0 | 0 | 0 | 1 | 8 | 12.5% |
| Connor Concrete Cutting & Coring | 0 | 0 | 1 | 1 | 8 | 12.5% |
| RMA Group | 0 | 0 | 0 | 1 | 9 | 11.1% |
| Genesis One Group | 0 | 0 | 1 | 2 | 18 | 11.1% |
| Marne Construction Inc | 0 | 0 | 1 | 7 | 63 | 11.1% |
| Elljay Acoustics Inc | 0 | 0 | 4 | 5 | 47 | 10.6% |
| Red Hawk Services | 0 | 0 | 1 | 2 | 20 | 10.0% |
| Maxim Crane LP | 0 | 0 | 0 | 11 | 116 | 9.5% |
| Lightning Protection Systems dba VFC Lightning Protection | 0 | 0 | 0 | 1 | 11 | 9.1% |
| G & F Concrete Cutting | 0 | 0 | 1 | 2 | 22 | 9.1% |
| Conco Pumping a dba of Gonsalves & Santucci | 0 | 0 | 1 | 1 | 12 | 8.3% |
| ADF Structural Steel | 0 | 0 | 0 | 1 | 13 | 7.7% |
| Shaw & Sons Inc. | 0 | 0 | 0 | 5 | 69 | 7.2% |
| All American Asphalt | 0 | 0 | 1 | 3 | 43 | 7.0% |

LAMP Automated People Mover Project

Data Received Through: September 30, 2022 - Data Source: Contractor's LCP Tracker Report


Prime Contractor: LINXS

| Subcontractor Name | Reported Community Sponsorships |  HIRE LAX Graduates | Total Impact Workers | Total Impact and Local Workers | Total Workers | Local Hire % (Headcount) |
|--|---------------------------------|--|----------------------|--------------------------------|---------------|--------------------------|
| Vertical Access, Inc | 0 | 0 | 1 | 3 | 45 | 6.7% |
| C Below Inc | 1 | 1 | 1 | 1 | 16 | 6.3% |
| Schindler Elevator Corporation | 0 | 0 | 0 | 2 | 36 | 5.6% |
| Chavan Trucking | 0 | 0 | 0 | 1 | 23 | 4.3% |
| Bragg Crane Service | 0 | 0 | 0 | 1 | 44 | 2.3% |
| Mr Crane | 0 | 0 | 0 | 2 | 99 | 2.0% |
| ARS Construction Services, Inc. dba Concrete Cutters International | 0 | 0 | 0 | 0 | 1 | 0.0% |
| ASSA ABLOY Entrance Systems | 0 | 0 | 0 | 0 | 1 | 0.0% |
| JT Excavating | 0 | 0 | 0 | 0 | 1 | 0.0% |
| L.A. Rebar Welding | 0 | 0 | 0 | 0 | 1 | 0.0% |
| Outside The Lines Inc | 0 | 0 | 0 | 0 | 1 | 0.0% |
| Penn Air Control | 0 | 0 | 0 | 0 | 1 | 0.0% |
| Professional Utility Locating Services | 0 | 0 | 0 | 0 | 1 | 0.0% |
| R.J. Lalonde Inc | 0 | 0 | 0 | 0 | 1 | 0.0% |
| Terry Rhodes Backhoe Service Inc. | 0 | 0 | 0 | 0 | 1 | 0.0% |
| A-Gas US Inc., dba Rapid Recovery | 0 | 0 | 0 | 0 | 2 | 0.0% |
| Cramer Painting Inc | 0 | 0 | 0 | 0 | 2 | 0.0% |
| D. C. Drilling Inc. | 0 | 0 | 0 | 0 | 2 | 0.0% |
| Fastrack Rentals | 0 | 0 | 0 | 0 | 2 | 0.0% |
| Ground Penetrating Radar Systems LLC | 0 | 0 | 0 | 0 | 2 | 0.0% |
| Hydrosprout Inc | 0 | 0 | 0 | 0 | 2 | 0.0% |
| Matt Chlor Inc | 0 | 0 | 0 | 0 | 2 | 0.0% |
| Ramsey Oil Company | 0 | 0 | 0 | 0 | 2 | 0.0% |
| SC Coatings Corp. | 0 | 0 | 0 | 0 | 2 | 0.0% |
| ACE Concrete Cutting, Inc. | 0 | 0 | 0 | 0 | 3 | 0.0% |
| CMZ Excavation, Inc. | 0 | 0 | 0 | 0 | 3 | 0.0% |

LAMP Automated People Mover Project

Data Received Through: September 30, 2022 - Data Source: Contractor's LCP Tracker Report

Prime Contractor: LINXS

| Subcontractor Name | Reported Community Sponsorships |  HIRE LAX Graduates | Total Impact Workers | Total Impact and Local Workers | Total Workers | Local Hire % (Headcount) |
|---|---------------------------------|---|----------------------|--------------------------------|---------------|--------------------------|
| Elite Group Enterprises | 0 | 0 | 0 | 0 | 3 | 0.0% |
| Antoine Electric Inc | 0 | 0 | 0 | 0 | 4 | 0.0% |
| Cooper Engineering | 0 | 0 | 0 | 0 | 4 | 0.0% |
| Del Secco Diamond Core & Saw Inc. | 0 | 0 | 0 | 0 | 4 | 0.0% |
| Sunstate Installations | 0 | 0 | 0 | 0 | 4 | 0.0% |
| The LKR Group, Inc. | 0 | 0 | 0 | 0 | 4 | 0.0% |
| Traffic Loops Crackfilling Inc. | 0 | 0 | 0 | 0 | 4 | 0.0% |
| Barneys Hole Digging | 0 | 0 | 0 | 0 | 5 | 0.0% |
| Crane Rental Service Inc | 0 | 0 | 0 | 0 | 5 | 0.0% |
| Master Coast, Inc. | 0 | 0 | 0 | 0 | 5 | 0.0% |
| Cascade Drilling LP | 0 | 0 | 0 | 0 | 7 | 0.0% |
| Hipp Wrap Containment | 0 | 0 | 0 | 0 | 7 | 0.0% |
| Hydraulic Cranes LLC | 0 | 0 | 0 | 0 | 9 | 0.0% |
| Commercial Scaffolding of CA Inc | 0 | 0 | 0 | 0 | 10 | 0.0% |
| Dean's Certifies Welding Inc. | 0 | 0 | 0 | 0 | 10 | 0.0% |
| NMN Construction | 0 | 0 | 0 | 0 | 10 | 0.0% |
| Bragg Heavy Transport | 0 | 0 | 0 | 0 | 12 | 0.0% |
| David L. Addison dba Addison Equipment Rental | 0 | 0 | 0 | 0 | 12 | 0.0% |
| H.D. Conctruction Equipment Inc. (HDCE) | 0 | 0 | 0 | 0 | 15 | 0.0% |
| Torrent Resources (CA) Inc | 0 | 0 | 0 | 0 | 17 | 0.0% |
| Baryeh Construction | 0 | 0 | 0 | 0 | 21 | 0.0% |
| Reliable Construction Services LLC | 0 | 0 | 0 | 0 | 26 | 0.0% |
| | 15 | 13 | 414 | 2106 | 6954 | 30.3% |

LAMP Automated People Mover Project

Data Received Through: September 30, 2022 - Data Source: Contractor's LCP Tracker Report

Prime Contractor: LINXS

| Subcontractor Name | Reported Community Sponsorships |  HIRE LAX Graduates | Total Impact Workers | Total Impact and Local Workers | Total Workers | Local Hire % (Headcount) |
|--------------------|---------------------------------|---|----------------------|--------------------------------|---------------|--------------------------|
|--------------------|---------------------------------|---|----------------------|--------------------------------|---------------|--------------------------|

LAX PLA Article III, Section 6 Contractor Hiring Obligations - . . . to maximize the employment of qualified local persons residing within the area of the Project, with the goal that at least 30% of each contractor's employees hired under this Agreement shall be either residents of the cities immediately adjacent to LAX or of the City of Los Angeles ("local residents"). Contractors shall develop a hiring plan and maintain records of their compliance efforts.