


LAMP Automated People Mover Project

Data Received Through: December 31, 2024 - Data Source: Contractor's LCP Tracker Report


Prime Contractor: LINXS

| Subcontractor Name | Reported Community Sponsorships |  HIRE LAX Graduates | Total Impact Workers | Total Impact and Local Workers | Total Workers | Local Hire % (Headcount) |
|--------------------------------------------------------|---------------------------------|-------------------------------------------------------------------------------------------------------|----------------------|--------------------------------|---------------|--------------------------|
| Caliche Trucking | 0 | 0 | 1 | 1 | 1 | 100.0% |
| Gaul & Gaul dba Craftsman Concrete Cutting | 0 | 0 | 0 | 1 | 1 | 100.0% |
| Hammer Down Transportation Inc | 0 | 0 | 0 | 1 | 1 | 100.0% |
| JG Guerrero's Trucking | 0 | 0 | 0 | 1 | 1 | 100.0% |
| Ottos Transportation | 0 | 0 | 1 | 1 | 1 | 100.0% |
| Reliable Trucking | 0 | 0 | 1 | 1 | 1 | 100.0% |
| Richards Transportation LLC | 0 | 0 | 1 | 1 | 1 | 100.0% |
| Rodz Transit | 0 | 0 | 0 | 1 | 1 | 100.0% |
| Roy's Transportation | 0 | 0 | 0 | 1 | 1 | 100.0% |
| WBM Trucking | 0 | 0 | 1 | 1 | 1 | 100.0% |
| West Side Boy'z Inc. | 0 | 0 | 0 | 1 | 1 | 100.0% |
| Z&Z Trucking | 0 | 0 | 0 | 1 | 1 | 100.0% |
| Floyd's Trucking LLC | 0 | 0 | 2 | 2 | 2 | 100.0% |
| Horton Automatics dba Overhead Door Corp. | 0 | 0 | 0 | 2 | 2 | 100.0% |
| Final Cleaning Solutions | 0 | 0 | 0 | 4 | 5 | 80.0% |
| Global Transloading LLC | 0 | 0 | 1 | 4 | 5 | 80.0% |
| West Coast Firestopping Inc | 0 | 0 | 1 | 4 | 5 | 80.0% |
| Kehoe Engineering & Testing, Inc. | 0 | 0 | 1 | 3 | 4 | 75.0% |
| Murray Company | 0 | 0 | 0 | 3 | 4 | 75.0% |
| 24 Hour Sweeping, Inc. | 0 | 0 | 1 | 6 | 8 | 75.0% |
| Diversified Janitorial DBA Coast 2 Coast Preservations | 0 | 0 | 1 | 6 | 8 | 75.0% |
| Pacific Drilling Company | 0 | 0 | 2 | 9 | 13 | 69.2% |
| Anytime Dumping Inc. | 0 | 0 | 11 | 30 | 44 | 68.2% |

LAMP Automated People Mover Project

Data Received Through: December 31, 2024 - Data Source: Contractor's LCP Tracker Report


Prime Contractor: LINXS

| Subcontractor Name | Reported Community Sponsorships |  HIRE LAX Graduates | Total Impact Workers | Total Impact and Local Workers | Total Workers | Local Hire % (Headcount) |
|---------------------------------------------------|---------------------------------|-------------------------------------------------------------------------------------------------------|----------------------|--------------------------------|---------------|--------------------------|
| ASSA ABLOY Entrance Systems | 0 | 0 | 0 | 2 | 3 | 66.7% |
| MS Construction | 0 | 0 | 0 | 2 | 3 | 66.7% |
| Hamilton Blake LLC | 0 | 0 | 0 | 6 | 9 | 66.7% |
| CA Sign | 0 | 0 | 0 | 11 | 17 | 64.7% |
| W Contracting Corporation | 0 | 0 | 7 | 24 | 38 | 63.2% |
| Unique Scaffold (a dba of Emie & Sons Scagolding) | 0 | 0 | 0 | 5 | 8 | 62.5% |
| Zolnay Insulation Inc - Sub to Pan-Pacific | 0 | 0 | 0 | 3 | 5 | 60.0% |
| Fryman Management Inc | 1 | 0 | 28 | 129 | 222 | 58.1% |
| Viking Insulation | 0 | 0 | 0 | 9 | 17 | 52.9% |
| WCW Inc | 0 | 0 | 1 | 1 | 2 | 50.0% |
| Group Delta | 0 | 0 | 0 | 2 | 4 | 50.0% |
| Apollo Electric | 0 | 0 | 1 | 3 | 6 | 50.0% |
| GECTWO Inc. | 0 | 0 | 1 | 5 | 10 | 50.0% |
| ABC Liovin Drilling Inc | 0 | 0 | 1 | 8 | 16 | 50.0% |
| Harwood Construction Inc | 0 | 0 | 1 | 10 | 20 | 50.0% |
| Hubcity Trucking | 0 | 0 | 1 | 14 | 28 | 50.0% |
| California Earth Transport Inc. | 0 | 0 | 21 | 66 | 134 | 49.3% |
| Building Electronic Controls | 0 | 0 | 3 | 11 | 24 | 45.8% |
| Matrix Environmental | 0 | 0 | 5 | 85 | 190 | 44.7% |
| Dirty Deedz Dumping (dba of T & D Jetter LLC) | 0 | 0 | 1 | 3 | 7 | 42.9% |
| Triumph Painting | 0 | 0 | 0 | 9 | 21 | 42.9% |
| Comet Electric | 1 | 0 | 4 | 69 | 165 | 41.8% |
| LINXS Constructors | 10 | 10 | 114 | 469 | 1130 | 41.5% |
| Premier Tile & Marble | 0 | 0 | 2 | 9 | 22 | 40.9% |

LAMP Automated People Mover Project

Data Received Through: December 31, 2024 - Data Source: Contractor's LCP Tracker Report


Prime Contractor: LINXS

| Subcontractor Name | Reported Community Sponsorships |  HIRE LAX Graduates | Total Impact Workers | Total Impact and Local Workers | Total Workers | Local Hire % (Headcount) |
|------------------------------------------------|---------------------------------|----------------------------------------------------------------------------------------------------------|----------------------|--------------------------------|---------------|--------------------------|
| Birdi Constructors Inc | 0 | 0 | 3 | 11 | 27 | 40.7% |
| Corrpro Companies | 0 | 0 | 0 | 2 | 5 | 40.0% |
| Champion Crane Rental Inc. | 0 | 0 | 0 | 3 | 8 | 37.5% |
| Penhall Company | 0 | 0 | 1 | 18 | 48 | 37.5% |
| RJ & J Construction Inc | 0 | 0 | 6 | 16 | 43 | 37.2% |
| ADF International, Inc. DBA as ADF Steel, Inc. | 0 | 0 | 15 | 99 | 270 | 36.7% |
| N/S Corporation | 0 | 0 | 1 | 4 | 11 | 36.4% |
| Crown Fence Company | 0 | 0 | 0 | 14 | 39 | 35.9% |
| Allied Steel Co. Inc, | 0 | 0 | 8 | 21 | 59 | 35.6% |
| JT Winsatt Contracting Company | 0 | 0 | 13 | 96 | 271 | 35.4% |
| Techno Coatings Inc | 0 | 0 | 4 | 24 | 68 | 35.3% |
| Cosco Fire Protection | 1 | 1 | 3 | 35 | 100 | 35.0% |
| Diversified Production Services, Inc. | 0 | 0 | 4 | 19 | 55 | 34.5% |
| Metcoe Skylight Specialties | 0 | 0 | 0 | 10 | 29 | 34.5% |
| Woods Commercial Door Inc | 0 | 0 | 0 | 1 | 3 | 33.3% |
| Hixson Backhoe Service Inc | 0 | 0 | 0 | 2 | 6 | 33.3% |
| Pugliese Interior Systems Inc | 0 | 0 | 1 | 2 | 6 | 33.3% |
| South Bay Iron Inc | 0 | 0 | 1 | 3 | 9 | 33.3% |
| Travertine Inc | 0 | 0 | 0 | 3 | 9 | 33.3% |
| Pacific Labor Group | 0 | 0 | 1 | 4 | 12 | 33.3% |
| Progressive Surface Solution, LLC | 0 | 0 | 1 | 4 | 12 | 33.3% |
| Badger Daylighting | 0 | 0 | 0 | 5 | 15 | 33.3% |
| DSM Construction | 0 | 0 | 4 | 8 | 24 | 33.3% |
| ISEC Inc | 0 | 0 | 5 | 20 | 61 | 32.8% |

LAMP Automated People Mover Project

Data Received Through: December 31, 2024 - Data Source: Contractor's LCP Tracker Report


Prime Contractor: LINXS

| Subcontractor Name | Reported Community Sponsorships |  HIRE LAX Graduates | Total Impact Workers | Total Impact and Local Workers | Total Workers | Local Hire % (Headcount) |
|---------------------------------------|---------------------------------|----------------------------------------------------------------------------------------------------------|----------------------|--------------------------------|---------------|--------------------------|
| Anning-Johnson Company | 2 | 2 | 9 | 20 | 62 | 32.3% |
| Bali Construction | 2 | 2 | 11 | 28 | 87 | 32.2% |
| Granstrom Masonry Inc. | 0 | 0 | 0 | 16 | 50 | 32.0% |
| Bagatelos Architectural Glass Systems | 0 | 0 | 3 | 15 | 47 | 31.9% |
| Drill Tech Drilling & Shoring | 0 | 0 | 1 | 7 | 22 | 31.8% |
| Preferred Ceilings Inc. | 0 | 0 | 0 | 5 | 16 | 31.3% |
| BrandSafway Services LLC | 0 | 0 | 20 | 61 | 197 | 31.0% |
| Rosendin Electric | 1 | 1 | 36 | 176 | 570 | 30.9% |
| Mike Payne & Associates | 0 | 0 | 1 | 4 | 13 | 30.8% |
| The Culver Group | 0 | 0 | 6 | 8 | 26 | 30.8% |
| Commerce Coating Services | 0 | 0 | 2 | 23 | 75 | 30.7% |
| Best Contracting Services | 0 | 0 | 3 | 41 | 135 | 30.4% |
| Miller Equipment Rental | 0 | 0 | 4 | 9 | 30 | 30.0% |
| Legacy Foundations | 0 | 0 | 9 | 25 | 84 | 29.8% |
| Pan-Pacific Mechanical | 0 | 0 | 11 | 73 | 246 | 29.7% |
| The JV Land Clearing Company Inc | 0 | 0 | 0 | 5 | 17 | 29.4% |
| Merli Concrete Pumping | 0 | 0 | 0 | 7 | 24 | 29.2% |
| Sancon Technologies | 0 | 0 | 0 | 2 | 7 | 28.6% |
| SC Coatings Corp. | 0 | 0 | 1 | 4 | 14 | 28.6% |
| Legacy Reinforcing Steel | 0 | 0 | 2 | 15 | 53 | 28.3% |
| Concrete Coring Company | 0 | 0 | 2 | 11 | 39 | 28.2% |
| CMF Inc. | 0 | 0 | 7 | 33 | 117 | 28.2% |
| Imperial Specialty Contracting Inc. | 0 | 0 | 0 | 9 | 32 | 28.1% |
| CMC Rebar West | 0 | 0 | 15 | 88 | 317 | 27.8% |

LAMP Automated People Mover Project

Data Received Through: December 31, 2024 - Data Source: Contractor's LCP Tracker Report


Prime Contractor: LINXS

| Subcontractor Name | Reported Community Sponsorships |  HIRE LAX Graduates | Total Impact Workers | Total Impact and Local Workers | Total Workers | Local Hire % (Headcount) |
|------------------------------------|---------------------------------|----------------------------------------------------------------------------------------------------------|----------------------|--------------------------------|---------------|--------------------------|
| Southwest Steel of California | 0 | 0 | 5 | 16 | 58 | 27.6% |
| All American Asphalt | 0 | 0 | 12 | 43 | 156 | 27.6% |
| Frank S. Smith Masonry Inc. | 0 | 0 | 3 | 21 | 77 | 27.3% |
| Standard Drywall Inc. | 0 | 0 | 22 | 72 | 267 | 27.0% |
| Century Sweeping | 0 | 0 | 1 | 4 | 15 | 26.7% |
| Pacific Steel Group | 0 | 0 | 3 | 29 | 109 | 26.6% |
| Norcal Pipeline Services | 1 | 1 | 4 | 24 | 91 | 26.4% |
| Halco Testing Services | 0 | 0 | 1 | 1 | 4 | 25.0% |
| Industrial High Voltage | 0 | 0 | 0 | 1 | 4 | 25.0% |
| Crosstown Electric & Data Inc. | 0 | 0 | 0 | 2 | 8 | 25.0% |
| Rebar Engineering | 0 | 0 | 0 | 2 | 8 | 25.0% |
| Veterans Engineering Services Inc. | 0 | 0 | 0 | 3 | 12 | 25.0% |
| Belcastro Construction Management | 0 | 0 | 2 | 4 | 16 | 25.0% |
| Onyx Building Group | 0 | 0 | 4 | 18 | 72 | 25.0% |
| Lucas Builders | 0 | 0 | 3 | 15 | 61 | 24.6% |
| Nevell Group Inc | 0 | 0 | 3 | 38 | 159 | 23.9% |
| Masonry Concepts | 0 | 0 | 1 | 7 | 31 | 22.6% |
| M S Rouse Company | 0 | 0 | 0 | 2 | 9 | 22.2% |
| Coast Building Products | 0 | 0 | 0 | 5 | 23 | 21.7% |
| Regional Steel Corporation | 0 | 0 | 0 | 3 | 14 | 21.4% |
| Rolling Plains Construction | 0 | 0 | 2 | 4 | 19 | 21.1% |
| Largo Concrete | 0 | 0 | 0 | 5 | 24 | 20.8% |
| Sterndahl Enterprises, Inc | 0 | 0 | 3 | 15 | 72 | 20.8% |
| Griffith Company | 0 | 0 | 2 | 29 | 140 | 20.7% |

LAMP Automated People Mover Project

Data Received Through: December 31, 2024 - Data Source: Contractor's LCP Tracker Report


Prime Contractor: LINXS

| Subcontractor Name | Reported Community Sponsorships |  HIRE LAX Graduates | Total Impact Workers | Total Impact and Local Workers | Total Workers | Local Hire % (Headcount) |
|---------------------------------------------------------|---------------------------------|----------------------------------------------------------------------------------------------------------|----------------------|--------------------------------|---------------|--------------------------|
| Rutherford Co. Inc | 0 | 0 | 0 | 1 | 5 | 20.0% |
| Smithson Electric | 0 | 0 | 0 | 1 | 5 | 20.0% |
| Koppl Pipeline Services | 0 | 0 | 0 | 2 | 10 | 20.0% |
| Maxwell's Backhoe Inc DBA MBI Excavation (Sub to Pan-Pa | 0 | 0 | 0 | 2 | 10 | 20.0% |
| Toro Enterprises | 0 | 0 | 0 | 4 | 20 | 20.0% |
| Force Demolition | 0 | 0 | 0 | 6 | 30 | 20.0% |
| Marne Construction Inc | 0 | 0 | 5 | 23 | 135 | 17.0% |
| Crane Rental Service Inc | 0 | 0 | 0 | 1 | 6 | 16.7% |
| Site Solution Services, Inc. | 0 | 0 | 0 | 1 | 6 | 16.7% |
| T & H Interior Services Inc | 0 | 0 | 0 | 1 | 6 | 16.7% |
| 2R Drilling | 0 | 0 | 0 | 2 | 12 | 16.7% |
| Penn Air Control | 0 | 0 | 0 | 2 | 12 | 16.7% |
| Troyer Contracting Company | 0 | 0 | 0 | 4 | 24 | 16.7% |
| Tahlequah Rebar Info | 0 | 0 | 2 | 7 | 42 | 16.7% |
| Dywidag Systems International | 0 | 0 | 0 | 11 | 68 | 16.2% |
| Malcolm Drilling | 0 | 0 | 1 | 3 | 19 | 15.8% |
| Winegardner Masonry Inc | 0 | 0 | 0 | 9 | 57 | 15.8% |
| Sequoia Consultants, Inc. | 0 | 0 | 1 | 13 | 85 | 15.3% |
| ElJay Acoustics Inc | 0 | 0 | 4 | 8 | 53 | 15.1% |
| Pre-Fab Builders Inc. | 0 | 0 | 3 | 8 | 53 | 15.1% |
| Integrity Rebar Placers | 0 | 0 | 1 | 13 | 89 | 14.6% |
| Bill Carr Surveys, Inc. | 0 | 0 | 1 | 2 | 14 | 14.3% |
| RMA Group | 0 | 0 | 0 | 2 | 14 | 14.3% |
| JLS Concrete Pumping (dba of Brundage Bone Concrete) | 0 | 0 | 0 | 7 | 55 | 12.7% |

LAMP Automated People Mover Project

Data Received Through: December 31, 2024 - Data Source: Contractor's LCP Tracker Report


Prime Contractor: LINXS

| Subcontractor Name | Reported Community Sponsorships |  HIRE LAX Graduates | Total Impact Workers | Total Impact and Local Workers | Total Workers | Local Hire % (Headcount) |
|------------------------------------------------------------|---------------------------------|----------------------------------------------------------------------------------------------------------|----------------------|--------------------------------|---------------|--------------------------|
| BHC Crane LLC | 0 | 0 | 0 | 1 | 8 | 12.5% |
| South Coast Sweeping | 0 | 0 | 0 | 1 | 8 | 12.5% |
| M. B. Herzog Electric | 0 | 0 | 0 | 2 | 16 | 12.5% |
| Siemens Industry Inc. | 0 | 0 | 0 | 1 | 9 | 11.1% |
| Genesis One Group | 0 | 0 | 1 | 2 | 18 | 11.1% |
| Vertical Access, Inc | 0 | 0 | 1 | 6 | 58 | 10.3% |
| Connor Concrete Cutting & Coring | 0 | 0 | 1 | 1 | 10 | 10.0% |
| Red Hawk Services | 0 | 0 | 1 | 2 | 20 | 10.0% |
| Schindler Elevator Corporation | 0 | 0 | 3 | 7 | 75 | 9.3% |
| G & F Concrete Cutting | 0 | 0 | 1 | 2 | 22 | 9.1% |
| Maxim Crane LP | 0 | 0 | 0 | 11 | 128 | 8.6% |
| Alert Insulation Company Inc. | 0 | 0 | 0 | 1 | 12 | 8.3% |
| Conco Pumping a dba of Gonsalves & Santucci | 0 | 0 | 1 | 1 | 12 | 8.3% |
| Shaw & Sons Inc. | 0 | 0 | 0 | 7 | 101 | 6.9% |
| C Below Inc | 1 | 1 | 1 | 1 | 16 | 6.3% |
| Bragg Crane Service | 0 | 0 | 1 | 3 | 52 | 5.8% |
| Lightning Protection Systems dba VFC Lightning Protection | 0 | 0 | 0 | 1 | 20 | 5.0% |
| NMN Construction | 0 | 0 | 0 | 1 | 22 | 4.5% |
| Chavan Trucking | 0 | 0 | 0 | 1 | 26 | 3.8% |
| Reliable Construction Services LLC | 0 | 0 | 0 | 1 | 29 | 3.4% |
| Mr Crane | 0 | 0 | 0 | 2 | 102 | 2.0% |
| Arriaga Transport | 0 | 0 | 0 | 0 | 1 | 0.0% |
| ARS Construction Services, Inc. dba Concrete Cutters Inter | 0 | 0 | 0 | 0 | 1 | 0.0% |
| B & D Construction Co. | 0 | 0 | 0 | 0 | 1 | 0.0% |

LAMP Automated People Mover Project

Data Received Through: December 31, 2024 - Data Source: Contractor's LCP Tracker Report


Prime Contractor: LINXS

| Subcontractor Name | Reported Community Sponsorships |  HIRE LAX Graduates | Total Impact Workers | Total Impact and Local Workers | Total Workers | Local Hire % (Headcount) |
|----------------------------------------|---------------------------------|-------------------------------------------------------------------------------------------------------|----------------------|--------------------------------|---------------|--------------------------|
| Cal Transport Inc. | 0 | 0 | 0 | 0 | 1 | 0.0% |
| California Testing & Inspections Inc. | 0 | 0 | 0 | 0 | 1 | 0.0% |
| Canyon City Trucking | 0 | 0 | 0 | 0 | 1 | 0.0% |
| JT Excavating | 0 | 0 | 0 | 0 | 1 | 0.0% |
| L.A. Rebar Welding | 0 | 0 | 0 | 0 | 1 | 0.0% |
| Liban The Dream Inc. | 0 | 0 | 0 | 0 | 1 | 0.0% |
| Power One LLC | 0 | 0 | 0 | 0 | 1 | 0.0% |
| Professional Utility Locating Services | 0 | 0 | 0 | 0 | 1 | 0.0% |
| R.J. Lalonde Inc | 0 | 0 | 0 | 0 | 1 | 0.0% |
| Terry Rhodes Backhoe Service Inc. | 0 | 0 | 0 | 0 | 1 | 0.0% |
| Won-Door Corporation | 0 | 0 | 0 | 0 | 1 | 0.0% |
| A-Gas US Inc., dba Rapid Recovery | 0 | 0 | 0 | 0 | 2 | 0.0% |
| Bielski Specialty Services | 0 | 0 | 0 | 0 | 2 | 0.0% |
| Cramer Painting Inc | 0 | 0 | 0 | 0 | 2 | 0.0% |
| Ground Penetrating Radar Systems LLC | 0 | 0 | 0 | 0 | 2 | 0.0% |
| Horizon Underground | 0 | 0 | 0 | 0 | 2 | 0.0% |
| Karcher Environmental | 0 | 0 | 0 | 0 | 2 | 0.0% |
| KM3N-B DBA Terra Petra | 0 | 0 | 0 | 0 | 2 | 0.0% |
| Rascom Group | 0 | 0 | 0 | 0 | 2 | 0.0% |
| Resa Power LLC | 0 | 0 | 0 | 0 | 2 | 0.0% |
| Savala Equipment Company | 0 | 0 | 0 | 0 | 2 | 0.0% |
| ACE Concrete Cutting, Inc. | 0 | 0 | 0 | 0 | 3 | 0.0% |
| CMZ Excavation, Inc. | 0 | 0 | 0 | 0 | 3 | 0.0% |
| Culwell Abrasive Inc. | 0 | 0 | 0 | 0 | 3 | 0.0% |

LAMP Automated People Mover Project

Data Received Through: December 31, 2024 - Data Source: Contractor's LCP Tracker Report


Prime Contractor: LINXS

| Subcontractor Name | Reported Community Sponsorships |  HIRE LAX Graduates | Total Impact Workers | Total Impact and Local Workers | Total Workers | Local Hire % (Headcount) |
|-----------------------------------------|---------------------------------|----------------------------------------------------------------------------------------------------------|----------------------|--------------------------------|---------------|--------------------------|
| D. C. Drilling Inc. | 0 | 0 | 0 | 0 | 3 | 0.0% |
| Fastrack Rentals | 0 | 0 | 0 | 0 | 3 | 0.0% |
| Antoine Electric Inc | 0 | 0 | 0 | 0 | 4 | 0.0% |
| Automated Gate Services Inc. | 0 | 0 | 0 | 0 | 4 | 0.0% |
| Cooper Engineering | 0 | 0 | 0 | 0 | 4 | 0.0% |
| Del Secco Diamond Core & Saw Inc. | 0 | 0 | 0 | 0 | 4 | 0.0% |
| Guildworks CA LLC | 0 | 0 | 0 | 0 | 4 | 0.0% |
| Hydrosprout Inc | 0 | 0 | 0 | 0 | 4 | 0.0% |
| Matt Chlor Inc | 0 | 0 | 0 | 0 | 4 | 0.0% |
| Sunstate Installations | 0 | 0 | 0 | 0 | 4 | 0.0% |
| The LKR Group | 0 | 0 | 0 | 0 | 4 | 0.0% |
| Master Coast, Inc. | 0 | 0 | 0 | 0 | 5 | 0.0% |
| Barneys Hole Digging | 0 | 0 | 0 | 0 | 7 | 0.0% |
| Cascade Drilling LP | 0 | 0 | 0 | 0 | 7 | 0.0% |
| Hipp Wrap Containment | 0 | 0 | 0 | 0 | 7 | 0.0% |
| Woodbridge Glass | 0 | 0 | 0 | 0 | 7 | 0.0% |
| Commercial Scaffolding of CA Inc | 0 | 0 | 0 | 0 | 10 | 0.0% |
| Dean's Certifies Welding Inc. | 0 | 0 | 0 | 0 | 11 | 0.0% |
| Traffic Loops Crackfilling Inc. | 0 | 0 | 0 | 0 | 11 | 0.0% |
| Tres Amigos Trucking | 0 | 0 | 0 | 0 | 11 | 0.0% |
| Bragg Heavy Transport | 0 | 0 | 0 | 0 | 12 | 0.0% |
| Hydraulic Cranes LLC | 0 | 0 | 0 | 0 | 12 | 0.0% |
| ADF Structural Steel | 0 | 0 | 0 | 0 | 13 | 0.0% |
| H.D. Conctruction Equipment Inc. (HDCE) | 0 | 0 | 0 | 0 | 15 | 0.0% |

LAMP Automated People Mover Project

Data Received Through: December 31, 2024 - Data Source: Contractor's LCP Tracker Report

Prime Contractor: LINXS

| Subcontractor Name | Reported Community Sponsorships |  HIRE LAX Graduates | Total Impact Workers | Total Impact and Local Workers | Total Workers | Local Hire % (Headcount) |
|-----------------------------------------------|---------------------------------|----------------------------------------------------------------------------------------------------------|----------------------|--------------------------------|---------------|--------------------------|
| David L. Addison dba Addison Equipment Rental | 0 | 0 | 0 | 0 | 16 | 0.0% |
| Torrent Resources (CA) Inc | 0 | 0 | 0 | 0 | 20 | 0.0% |
| Baryeh Construction | 0 | 0 | 0 | 0 | 21 | 0.0% |
| | 20 | 18 | 530 | 2,700 | 8,996 | 30.0% |

LAX PLA Article III, Section 6 Contractor Hiring Obligations - . . . to maximize the employment of qualified local persons residing within the area of the Project, with the goal that at least 30% of each contractor's employees hired under this Agreement shall be either residents of the cities immediately adjacent to LAX or of the City of Los Angeles ("local residents"). Contractors shall develop a hiring plan and maintain records of their compliance efforts.