


American Airlines T4-5

Data Received Through: July 31, 2024 - Data Source: Contractor's LCP Tracker Report


Prime Contractor: Hensel Phelps Construction Co.

| Subcontractor Name | Reported Community Sponsorships |  HIRE LAX Graduates | Total Impact Workers | Total Impact and Local Workers | Total Workers | Local Hire % (Headcount) |
|--|---------------------------------|--|----------------------|--------------------------------|---------------|--------------------------|
| LA Excavating | 0 | 0 | N/A | 1 | 1 | 100.0% |
| Vomar Products, Inc | 0 | 0 | N/A | 1 | 1 | 100.0% |
| Bielski Specialty Services | 0 | 0 | N/A | 2 | 2 | 100.0% |
| WEST COAST FIRESTOPPING, INC. | 0 | 0 | N/A | 4 | 5 | 80.0% |
| T&M Construction | 0 | 0 | N/A | 9 | 12 | 75.0% |
| Final Cleaning Solutions | 0 | 0 | N/A | 26 | 37 | 70.3% |
| 24 Hour Sweeping | 0 | 0 | N/A | 5 | 8 | 62.5% |
| TEC Management Consultants, Inc. | 0 | 0 | N/A | 22 | 36 | 61.1% |
| Lejend Corporation | 0 | 0 | N/A | 3 | 5 | 60.0% |
| Mac5 Construction, LLC (Sub to Pan-Pacific Mechanical) | 0 | 0 | N/A | 3 | 5 | 60.0% |
| PHL, Inc dba VNSM | 0 | 0 | N/A | 3 | 5 | 60.0% |
| Rebar Engineering | 0 | 0 | N/A | 9 | 16 | 56.3% |
| Power Plus | 0 | 0 | N/A | 6 | 11 | 54.5% |
| Direct AV | 0 | 0 | N/A | 7 | 13 | 53.8% |
| Direct A/V | 0 | 0 | N/A | 14 | 26 | 53.8% |
| Az-Tec Erectors | 0 | 0 | N/A | 1 | 2 | 50.0% |
| Koppl Pipeline Services Inc | 0 | 0 | N/A | 1 | 2 | 50.0% |
| Assa Abloy Entrance Systems US- AA | 0 | 0 | N/A | 2 | 4 | 50.0% |
| G.D. Heil, Inc | 0 | 0 | N/A | 2 | 4 | 50.0% |
| S E Pipe Line Construction CO | 0 | 0 | N/A | 4 | 8 | 50.0% |
| Comet Electric | 0 | 0 | N/A | 5 | 10 | 50.0% |
| Mega Fixture Installers, Inc. | 0 | 0 | N/A | 15 | 32 | 46.9% |
| KDC Inc DBA Dyna Electric | 0 | 0 | N/A | 10 | 22 | 45.5% |

American Airlines T4-5

Data Received Through: July 31, 2024 - Data Source: Contractor's LCP Tracker Report


Prime Contractor: Hensel Phelps Construction Co.

| Subcontractor Name | Reported Community Sponsorships |  HIRE LAX Graduates | Total Impact Workers | Total Impact and Local Workers | Total Workers | Local Hire % (Headcount) |
|---|---------------------------------|---|----------------------|--------------------------------|---------------|--------------------------|
| Top End Constructors DBA Top End Terrazo | 0 | 0 | N/A | 10 | 22 | 45.5% |
| CSI Electrical Contractors, Inc. | 0 | 0 | N/A | 9 | 20 | 45.0% |
| MSL Electric, Inc | 0 | 0 | N/A | 4 | 9 | 44.4% |
| Cosco Fire Protection | 0 | 0 | N/A | 24 | 55 | 43.6% |
| Door Systems | 0 | 0 | N/A | 3 | 7 | 42.9% |
| The Rosalie Ellen Co DBA Subsurface Imaging | 0 | 0 | N/A | 3 | 7 | 42.9% |
| Woodbridge Glass Inc. | 0 | 0 | N/A | 5 | 12 | 41.7% |
| Communication Technology Services | 0 | 0 | N/A | 2 | 5 | 40.0% |
| Pro Steel Erectors, Inc | 0 | 0 | N/A | 2 | 5 | 40.0% |
| Birdi & Associates Inc | 0 | 0 | N/A | 6 | 15 | 40.0% |
| Morrow-Meadows Corporation | 1 | 1 | N/A | 75 | 192 | 39.1% |
| Building Electronic Controls, Inc. | 0 | 0 | N/A | 7 | 18 | 38.9% |
| Southland HVAC & Construction | 0 | 0 | N/A | 3 | 8 | 37.5% |
| Murray Company | 0 | 0 | N/A | 104 | 278 | 37.4% |
| Hensel Phelps Construction-AA | 4 | 2 | N/A | 90 | 241 | 37.3% |
| Griffith Company | 0 | 0 | N/A | 24 | 65 | 36.9% |
| Architectural Glass & Aluminum | 0 | 0 | N/A | 14 | 38 | 36.8% |
| Safe Scaffolding | 0 | 0 | N/A | 11 | 30 | 36.7% |
| SASCO | 0 | 0 | N/A | 61 | 167 | 36.5% |
| Semper Fi Rebar Corp | 0 | 0 | N/A | 16 | 44 | 36.4% |
| Premier Tile & Marble | 0 | 0 | N/A | 28 | 77 | 36.4% |
| Environmental Construction Group (ECG) | 0 | 0 | N/A | 47 | 130 | 36.2% |
| West Coast Firestopping, Inc. | 0 | 0 | N/A | 13 | 36 | 36.1% |
| Safway Atlantic | 0 | 0 | N/A | 6 | 17 | 35.3% |

American Airlines T4-5

Data Received Through: July 31, 2024 - Data Source: Contractor's LCP Tracker Report


Prime Contractor: Hensel Phelps Construction Co.

| Subcontractor Name | Reported Community Sponsorships |  HIRE LAX Graduates | Total Impact Workers | Total Impact and Local Workers | Total Workers | Local Hire % (Headcount) |
|---|---------------------------------|--|----------------------|--------------------------------|---------------|--------------------------|
| Critchfield Mechanical Inc of Southern CA | 0 | 0 | N/A | 35 | 100 | 35.0% |
| Cupertino Electric, Inc. | 0 | 0 | N/A | 23 | 66 | 34.8% |
| Standard Drywall, Inc | 1 | 1 | N/A | 48 | 139 | 34.5% |
| Southwest Steel of California, Inc | 0 | 0 | N/A | 42 | 125 | 33.6% |
| PG Cutting Services | 0 | 0 | N/A | 1 | 3 | 33.3% |
| Troyer Contracting Company, Inc. | 0 | 0 | N/A | 1 | 3 | 33.3% |
| Paulhus Milwork Installation | 0 | 0 | N/A | 2 | 6 | 33.3% |
| 3531 Trucking Inc | 0 | 0 | N/A | 7 | 21 | 33.3% |
| Masonry Concepts, Inc. | 0 | 0 | N/A | 8 | 24 | 33.3% |
| Best Contracting Services | 0 | 0 | N/A | 9 | 27 | 33.3% |
| Pan Pacific Mechanical LLC | 0 | 0 | N/A | 15 | 45 | 33.3% |
| Anning Johnson Company | 0 | 0 | N/A | 16 | 48 | 33.3% |
| Matrix Environmental, Inc | 0 | 0 | N/A | 24 | 72 | 33.3% |
| BrandSafway Services | 2 | 2 | N/A | 30 | 90 | 33.3% |
| ISEC, Inc. | 0 | 0 | N/A | 43 | 129 | 33.3% |
| Preferred Ceilings | 0 | 0 | N/A | 8 | 25 | 32.0% |
| Brymax Construction Services | 0 | 0 | N/A | 18 | 57 | 31.6% |
| Infinity Drywall Contracting Inc | 2 | 2 | N/A | 55 | 175 | 31.4% |
| Johnson & Turner Painting Co, Inc. | 0 | 0 | N/A | 13 | 42 | 31.0% |
| Condon Jonson & Associates | 0 | 0 | N/A | 31 | 102 | 30.4% |
| Performance Contracting, Inc. | 0 | 0 | N/A | 96 | 316 | 30.4% |
| Nevell Group Inc. | 0 | 0 | N/A | 43 | 142 | 30.3% |
| Xcel Mechanical System, Inc. | 0 | 0 | N/A | 23 | 78 | 29.5% |
| Quality Production Services | 1 | 1 | N/A | 15 | 52 | 28.8% |

American Airlines T4-5

Data Received Through: July 31, 2024 - Data Source: Contractor's LCP Tracker Report


Prime Contractor: Hensel Phelps Construction Co.

| Subcontractor Name | Reported Community Sponsorships |  HIRE LAX Graduates | Total Impact Workers | Total Impact and Local Workers | Total Workers | Local Hire % (Headcount) | |
|------------------------------------|---------------------------------|--|----------------------|--------------------------------|---------------|--------------------------|-------|
| Siemens Industry, Inc. | 0 | 0 | N/A | 2 | 7 | 28.6% | |
| R.J. & J. Construction, Inc. | 0 | 0 | N/A | 6 | 21 | 28.6% | |
| Concrete Coring Company | 0 | 0 | N/A | 8 | 28 | 28.6% | |
| Washington Iron Works | 0 | 0 | N/A | 15 | 53 | 28.3% | |
| CR Insulation | 0 | 0 | N/A | 5 | 18 | 27.8% | |
| Bigge Crane and Rigging Company | 0 | 0 | N/A | 3 | 11 | 27.3% | |
| DRS Rebar Inc | 0 | 0 | N/A | 6 | 22 | 27.3% | |
| Psomas | 0 | 0 | N/A | 6 | 22 | 27.3% | |
| Transpacific Steel, LLC | 0 | 0 | N/A | 7 | 26 | 26.9% | |
| Sterndahl Enterprises | 0 | 0 | N/A | 11 | 41 | 26.8% | |
| DSM Construction Inc. | 0 | 0 | N/A | 4 | 15 | 26.7% | |
| Zefiro Corporation | 0 | 0 | N/A | 4 | 15 | 26.7% | |
| Traffic Management Inc. | 0 | 0 | N/A | 26 | 99 | 26.3% | |
| Signature Flooring, Inc. | 0 | 0 | N/A | 8 | 31 | 25.8% | |
| Assa Abloy Entrance Systems US Inc | 0 | 0 | N/A | 1 | 4 | 25.0% | |
| Crane Rental Service | 0 | 0 | N/A | 1 | 4 | 25.0% | |
| GECTWO Inc. | NEW | 0 | 0 | N/A | 1 | 4 | 25.0% |
| NRW Trucking Inc | 0 | 0 | N/A | 1 | 4 | 25.0% | |
| Weiss Sheet Metal | 0 | 0 | N/A | 1 | 4 | 25.0% | |
| Air Balance Co, Inc. | 0 | 0 | N/A | 2 | 8 | 25.0% | |
| Southern California Grading, Inc. | 0 | 0 | N/A | 13 | 52 | 25.0% | |
| Force Demolition, INC | 0 | 0 | N/A | 14 | 56 | 25.0% | |
| Matrix Environmental | 0 | 0 | N/A | 16 | 64 | 25.0% | |
| SME Steel | 0 | 0 | N/A | 23 | 93 | 24.7% | |

American Airlines T4-5

Data Received Through: July 31, 2024 - Data Source: Contractor's LCP Tracker Report

Prime Contractor: Hensel Phelps Construction Co.

| Subcontractor Name | Reported Community Sponsorships |  HIRE LAX Graduates | Total Impact Workers | Total Impact and Local Workers | Total Workers | Local Hire % (Headcount) |
|--|---------------------------------|--|----------------------|--------------------------------|---------------|--------------------------|
| Corradini Corp | 0 | 0 | N/A | 19 | 79 | 24.1% |
| Otis Elevator | 0 | 0 | N/A | 17 | 72 | 23.6% |
| Martinez Steel Corp | 0 | 0 | N/A | 4 | 17 | 23.5% |
| Angelus Waterproofing & Restoration, Inc | 0 | 0 | N/A | 16 | 70 | 22.9% |
| Camblin Steel Service, Inc | 0 | 0 | N/A | 5 | 22 | 22.7% |
| So-Cal Insulation | 0 | 0 | N/A | 2 | 9 | 22.2% |
| Coast Building Products | 0 | 0 | N/A | 5 | 23 | 21.7% |
| Derr and Isbell Construction LLC | 0 | 0 | N/A | 13 | 60 | 21.7% |
| Karcher Firestopping, Inc | 0 | 0 | N/A | 1 | 5 | 20.0% |
| Lawrence W. Rosine CO. | 0 | 0 | N/A | 1 | 5 | 20.0% |
| Ground Penetrating Radar Systems LLC | 0 | 0 | N/A | 3 | 15 | 20.0% |
| Ethos Energy Field Services LLC | 2 | 2 | N/A | 10 | 51 | 19.6% |
| Connor Concrete Cutting and Coring | 0 | 0 | N/A | 7 | 37 | 18.9% |
| Gonsalves & Santucci Inc DBA Conco Pumping | 0 | 0 | N/A | 2 | 11 | 18.2% |
| PGC Construction Inc | 0 | 0 | N/A | 2 | 11 | 18.2% |
| Badger Daylighting Corp | 0 | 0 | N/A | 10 | 58 | 17.2% |
| Harwood Construction, Inc. | 0 | 0 | N/A | 1 | 6 | 16.7% |
| Karcher Insulation, Inc | 0 | 0 | N/A | 1 | 6 | 16.7% |
| Tres Amigos Trucking Inc | 0 | 0 | N/A | 1 | 6 | 16.7% |
| Cal Com Insulation, Inc | 0 | 0 | N/A | 2 | 12 | 16.7% |
| Brundage Bone DBA JLS Pumping | 0 | 0 | N/A | 6 | 37 | 16.2% |
| Vertical Access, Inc. (ECG) | 0 | 0 | N/A | 5 | 33 | 15.2% |
| Onyx Building Group | 0 | 0 | N/A | 5 | 34 | 14.7% |
| Rouch Rebar, Inc. | 0 | 0 | N/A | 3 | 21 | 14.3% |

American Airlines T4-5

Data Received Through: July 31, 2024 - Data Source: Contractor's LCP Tracker Report


Prime Contractor: Hensel Phelps Construction Co.

| Subcontractor Name | Reported Community Sponsorships |  HIRE LAX Graduates | Total Impact Workers | Total Impact and Local Workers | Total Workers | Local Hire % (Headcount) |
|---|---------------------------------|--|----------------------|--------------------------------|---------------|--------------------------|
| Schindler Elevator Corporation | 0 | 0 | N/A | 3 | 23 | 13.0% |
| Commercial Scaffolding of CA | 0 | 0 | N/A | 6 | 46 | 13.0% |
| Commercial Scaffolding of CA, Inc | 0 | 0 | N/A | 1 | 8 | 12.5% |
| Hill Crane Service, Inc. | 0 | 0 | N/A | 2 | 27 | 7.4% |
| R. Dugan Construction inc. | 0 | 0 | N/A | 1 | 14 | 7.1% |
| Mr. Crane, Inc | 0 | 0 | N/A | 3 | 62 | 4.8% |
| Bess Testlab, Inc. | 0 | 0 | N/A | 0 | 1 | 0.0% |
| Equal Air Balance Company | 0 | 0 | N/A | 0 | 1 | 0.0% |
| Newman Backhoe Services, Inc | 0 | 0 | N/A | 0 | 1 | 0.0% |
| Savala Equipment Company | 0 | 0 | N/A | 0 | 1 | 0.0% |
| Site Solution Services, Inc. | 0 | 0 | N/A | 0 | 1 | 0.0% |
| Verne's Plumbing Inc. | 0 | 0 | N/A | 0 | 1 | 0.0% |
| Ambessaw Consulting, Inc dba The Quality Firm | 0 | 0 | N/A | 0 | 2 | 0.0% |
| C Below | 0 | 0 | N/A | 0 | 2 | 0.0% |
| Centerline Concrete Cutting | 0 | 0 | N/A | 0 | 2 | 0.0% |
| Fastrack Rentals Inc. | 0 | 0 | N/A | 0 | 2 | 0.0% |
| Halco Service Corp dba Halco Testing Services | 0 | 0 | N/A | 0 | 2 | 0.0% |
| Keenan Doors | 0 | 0 | N/A | 0 | 2 | 0.0% |
| Moran Manhole Builders, Inc | 0 | 0 | N/A | 0 | 2 | 0.0% |
| The Door Crew Inc | 0 | 0 | N/A | 0 | 2 | 0.0% |
| Valley Waterproofing, Inc | 0 | 0 | N/A | 0 | 2 | 0.0% |
| Bragg Crane Service | 0 | 0 | N/A | 0 | 3 | 0.0% |
| Karcher Interior Systems, Inc | 0 | 0 | N/A | 0 | 3 | 0.0% |
| Karcher Interior Systems, Inc - SASCO | 0 | 0 | N/A | 0 | 3 | 0.0% |

American Airlines T4-5

Data Received Through: July 31, 2024 - Data Source: Contractor's LCP Tracker Report

Prime Contractor: Hensel Phelps Construction Co.

| Subcontractor Name | Reported Community Sponsorships |  HIRE LAX Graduates | Total Impact Workers | Total Impact and Local Workers | Total Workers | Local Hire % (Headcount) |
|---|---------------------------------|--|----------------------|--------------------------------|---------------|--------------------------|
| Nor Cal Pipeline Services, Inc. | 0 | 0 | N/A | 0 | 3 | 0.0% |
| P&E Insulation | 0 | 0 | N/A | 0 | 3 | 0.0% |
| Pullman SST, Inc | 0 | 0 | N/A | 0 | 3 | 0.0% |
| Applied Engineering Concepts | 0 | 0 | N/A | 0 | 4 | 0.0% |
| Nold's Equipment Inc | 0 | 0 | N/A | 0 | 4 | 0.0% |
| Pavement Recycling Systems | 0 | 0 | N/A | 0 | 4 | 0.0% |
| Mike Prlirch and Sons, Inc | 0 | 0 | N/A | 0 | 5 | 0.0% |
| Pipe Tec, Inc. | 0 | 0 | N/A | 0 | 5 | 0.0% |
| Skycon, Inc. | 0 | 0 | N/A | 0 | 5 | 0.0% |
| Miller Paneling Specialties | 0 | 0 | N/A | 0 | 6 | 0.0% |
| Wolverine Coast Firestopping, Inc | 0 | 0 | N/A | 0 | 6 | 0.0% |
| Matt Chlor Inc | 0 | 0 | N/A | 0 | 7 | 0.0% |
| JLM Installations Inc. | 0 | 0 | N/A | 0 | 8 | 0.0% |
| GMAT Inc DBA Inland Overhead Door Company | 0 | 0 | N/A | 0 | 9 | 0.0% |
| Architectural Design & Signs, Inc. | 0 | 0 | N/A | 0 | 10 | 0.0% |
| | 13 | 11 | N/A | 1,669 | 5,349 | 31.2% |

LAX PLA Article III, Section 6 Contractor Hiring Obligations - . . . to maximize the employment of qualified local persons residing within the area of the Project, with the goal that at least 30% of each contractor's employees hired under this Agreement shall be either residents of the cities immediately adjacent to LAX or of the City of Los Angeles ("local residents"). Contractors shall develop a hiring plan and maintain records of their compliance efforts.