


Alaska T6 Modernization Project

Data Received Through: October 31, 2024 - Data Source: LCP Tracker Report


Prime Contractor: PCL

| Subcontractor Name | Reported Community Sponsorships |  HIRE LAX Graduates | Total Impact Workers | Total Impact and Local Workers | Total Workers | Local Hire % (Headcount) |
|---|---------------------------------|--|----------------------|--------------------------------|---------------|--------------------------|
| CMZ Excavation Inc | 0 | 0 | 0 | 1 | 1 | 100.0% |
| Ground Penetrating Radar Systems, LLC | 0 | 0 | 0 | 1 | 1 | 100.0% |
| Johnsn Controls Fire Protection | 0 | 0 | 0 | 1 | 1 | 100.0% |
| Mike Hixson Backhoe Service, Inc | 0 | 0 | 0 | 1 | 1 | 100.0% |
| Superdry Restoration Inc. | 0 | 0 | 0 | 3 | 4 | 75.0% |
| 24 Hours Sweeping Inc | 0 | 0 | 0 | 4 | 6 | 66.7% |
| XL Fire Protection | 0 | 0 | 1 | 4 | 7 | 57.1% |
| Eberhard | 0 | 0 | 0 | 1 | 2 | 50.0% |
| ARS Construction Services Inc. | 0 | 0 | 0 | 2 | 4 | 50.0% |
| Premier Tile & Marble | 0 | 0 | 0 | 2 | 4 | 50.0% |
| Direct AV | 0 | 0 | 2 | 14 | 28 | 50.0% |
| Comet Electric | 0 | 0 | 7 | 40 | 81 | 49.4% |
| ADF International, Inc dba ADF Steel, Inc | 0 | 0 | 8 | 36 | 75 | 48.0% |
| Birdi Constructors, Inc | 0 | 0 | 1 | 8 | 17 | 47.1% |
| Merli Concrete Pumping | 0 | 0 | 0 | 4 | 9 | 44.4% |
| Stefan Merli Plastering Co Inc. | 0 | 0 | 0 | 3 | 7 | 42.9% |
| Conti Corporation | 0 | 0 | 0 | 9 | 21 | 42.9% |
| Triumph Painting | 0 | 0 | 0 | 7 | 17 | 41.2% |
| PCL Construction Services, Inc. | 1 | 1 | 3 | 23 | 60 | 38.3% |
| Griffith Company | 0 | 0 | 14 | 86 | 229 | 37.6% |
| Aragon Construction | 0 | 0 | 11 | 18 | 49 | 36.7% |
| Anning-Johnson Company | 0 | 0 | 6 | 11 | 30 | 36.7% |
| ISEC, Inc. | 0 | 0 | 6 | 19 | 56 | 33.9% |

Alaska T6 Modernization Project

Data Received Through: October 31, 2024 - Data Source: LCP Tracker Report


Prime Contractor: PCL

| Subcontractor Name | Reported Community Sponsorships |  HIRE LAX Graduates | Total Impact Workers | Total Impact and Local Workers | Total Workers | Local Hire % (Headcount) |
|--|---------------------------------|--|----------------------|--------------------------------|---------------|--------------------------|
| Murray Company | 0 | 0 | 17 | 78 | 231 | 33.8% |
| GGG Demolition | 0 | 0 | 0 | 42 | 125 | 33.6% |
| Aloha Island Cable, Inc dba Cablemasters | 0 | 0 | 0 | 1 | 3 | 33.3% |
| Karcher Insulation, Inc | 0 | 0 | 1 | 2 | 6 | 33.3% |
| Pfeiler & Associates Engineers, Inc | 0 | 0 | 0 | 2 | 6 | 33.3% |
| Building Electronic Controls, Inc. | 0 | 0 | 1 | 5 | 15 | 33.3% |
| Performance Contracting Inc | 0 | 0 | 3 | 21 | 66 | 31.8% |
| Corradini Corp | 0 | 0 | 4 | 5 | 16 | 31.3% |
| Quality Production Services, Inc. | 1 | 1 | 10 | 25 | 80 | 31.3% |
| CMC Steel Fabricators | 0 | 0 | 2 | 8 | 26 | 30.8% |
| CR Insulation & Firestopping, Inc | 0 | 0 | 0 | 3 | 10 | 30.0% |
| The M.S. Rouse Company | 0 | 0 | 0 | 6 | 20 | 30.0% |
| Badger Daylighting Corp | 0 | 0 | 0 | 7 | 24 | 29.2% |
| Mike Zarp | 0 | 0 | 1 | 2 | 7 | 28.6% |
| Nevell Group | 0 | 0 | 2 | 13 | 46 | 28.3% |
| Nor-Cal Pipeline Services | 0 | 0 | 1 | 3 | 11 | 27.3% |
| Malcolm Drilling Co, Inc. | 0 | 0 | 0 | 7 | 26 | 26.9% |
| Concrete Coring Company | 0 | 0 | 0 | 5 | 19 | 26.3% |
| C Below | 0 | 0 | 1 | 1 | 4 | 25.0% |
| Savala Equipment Company Inc. | 0 | 0 | 0 | 1 | 4 | 25.0% |
| Electro Construction Corp | 0 | 0 | 1 | 3 | 12 | 25.0% |
| West Coast Firestopping, Inc | 0 | 0 | 0 | 3 | 12 | 25.0% |
| Environmental Construction Group, Inc | 0 | 0 | 0 | 7 | 30 | 23.3% |
| Citadel Environmental Services | 0 | 0 | 1 | 2 | 9 | 22.2% |

Alaska T6 Modernization Project

Data Received Through: October 31, 2024 - Data Source: LCP Tracker Report


Prime Contractor: PCL

| Subcontractor Name | Reported Community Sponsorships |  HIRE LAX Graduates | Total Impact Workers | Total Impact and Local Workers | Total Workers | Local Hire % (Headcount) |
|--|---------------------------------|--|----------------------|--------------------------------|---------------|--------------------------|
| Psomas | 0 | 0 | 0 | 2 | 9 | 22.2% |
| Austin Enterprise | 0 | 0 | 0 | 8 | 41 | 19.5% |
| Orange County Plastering Company, Inc. | 0 | 0 | 0 | 4 | 22 | 18.2% |
| Vertical Access | 0 | 0 | 1 | 6 | 34 | 17.6% |
| Masonry Concepts, Inc | 0 | 0 | 0 | 2 | 13 | 15.4% |
| Integrity Rebar Places | 0 | 0 | 0 | 4 | 30 | 13.3% |
| Angelus Waterproofing & Restoration, Inc | 0 | 0 | 2 | 3 | 26 | 11.5% |
| Air Balance Co., Inc. | 0 | 0 | 1 | 1 | 9 | 11.1% |
| Architectural Design and Signs | 0 | 0 | 1 | 1 | 9 | 11.1% |
| Anbessaw Consulting, Inc. | 0 | 0 | 0 | 1 | 12 | 8.3% |
| Gonslave & Santucci Inc. DBA Conco Pumping | 0 | 0 | 0 | 0 | 1 | 0.0% |
| Koppl Pipeline Services | 0 | 0 | 0 | 0 | 1 | 0.0% |
| Miller Equipment Co | 0 | 0 | 0 | 0 | 1 | 0.0% |
| Nold's Equipment, Inc | 0 | 0 | 0 | 0 | 1 | 0.0% |
| Bragg Investment Company, Inc DBA Bragg Crane Services | 0 | 0 | 0 | 0 | 2 | 0.0% |
| Halco Testing | 0 | 0 | 0 | 0 | 2 | 0.0% |
| Karcher Firestopping, Inc | 0 | 0 | 0 | 0 | 2 | 0.0% |
| Newman Backhoe Service Inc. | 0 | 0 | 0 | 0 | 2 | 0.0% |
| Straight Up Surveying | 0 | 0 | 0 | 0 | 2 | 0.0% |
| Ultra Welding Inc | 0 | 0 | 0 | 0 | 2 | 0.0% |
| PG Cutting Services | 0 | 0 | 0 | 0 | 3 | 0.0% |
| The Door Crew, Inc. | 0 | 0 | 0 | 0 | 3 | 0.0% |
| Ayala Boring, Inc. | 0 | 0 | 0 | 0 | 4 | 0.0% |
| BHC Crane LLC | 0 | 0 | 0 | 0 | 4 | 0.0% |

Alaska T6 Modernization Project

Data Received Through: October 31, 2024 - Data Source: LCP Tracker Report

Prime Contractor: PCL

| Subcontractor Name | Reported Community Sponsorships |  HIRE LAX Graduates | Total Impact Workers | Total Impact and Local Workers | Total Workers | Local Hire % (Headcount) |
|------------------------------------|---------------------------------|---|----------------------|--------------------------------|---------------|--------------------------|
| Centerline Concrete Cutting, Inc. | 0 | 0 | 0 | 0 | 4 | 0.0% |
| Connor Concrete Cutting & Coring | 0 | 0 | 0 | 0 | 4 | 0.0% |
| Hydraulic Cranes LLC | 0 | 0 | 0 | 0 | 4 | 0.0% |
| Matt Chlor | 0 | 0 | 0 | 0 | 4 | 0.0% |
| Cell Crete Corporation | 0 | 0 | 0 | 0 | 5 | 0.0% |
| Newman Equipment Rentsl, Inc. | 0 | 0 | 0 | 0 | 5 | 0.0% |
| Maxim Crane Works | 0 | 0 | 0 | 0 | 6 | 0.0% |
| Mr. Crane, Inc. | 0 | 0 | 0 | 0 | 6 | 0.0% |
| Barney's Hole Digging Service, Inc | 0 | 0 | 0 | 0 | 7 | 0.0% |
| Vance Corp | NEW | 0 | 0 | 0 | 8 | 0.0% |
| R. Dugan Construction Inc. | 0 | 0 | 0 | 0 | 11 | 0.0% |
| Cal Stripe, Inc. | 0 | 0 | 0 | 0 | 16 | 0.0% |
| | 2 | 2 | 109 | 582 | 1,833 | 31.8% |

LAX PLA Article III, Section 6 Contractor Hiring Obligations - . . . to maximize the employment of qualified local persons residing within the area of the Project, with the goal that at least 30% of each contractor's employees hired under this Agreement shall be either residents of the cities immediately adjacent to LAX or of the City of Los Angeles ("local residents"). Contractors shall develop a hiring plan and maintain records of their compliance efforts.