


## LAMP Automated People Mover Project

Data Received Through: September 30, 2024 - Data Source: Contractor's LCP Tracker Report


Prime Contractor: LINXS

| Subcontractor Name                                     | Reported Community Sponsorships |  HIRE LAX Graduates | Total Impact Workers | Total Impact and Local Workers | Total Workers | Local Hire % (Headcount) |
|--|---------------------------------|---|----------------------|--------------------------------|---------------|--------------------------|
| Caliche Trucking                                       | 0                               | 0   | 1                    | 1                              | 1             | 100.0%                   |
| Gaul & Gaul dba Craftsman Concrete Cutting             | 0                               | 0   | 0                    | 1                              | 1             | 100.0%                   |
| Hammer Down Transportation Inc                         | 0                               | 0   | 0                    | 1                              | 1             | 100.0%                   |
| JG Guerrero's Trucking                                 | 0                               | 0   | 0                    | 1                              | 1             | 100.0%                   |
| Ottos Transportation                                   | 0                               | 0   | 1                    | 1                              | 1             | 100.0%                   |
| Reliable Trucking                                      | 0                               | 0   | 1                    | 1                              | 1             | 100.0%                   |
| Richards Transportation LLC                            | 0                               | 0   | 1                    | 1                              | 1             | 100.0%                   |
| Rodz Transit   | 0                               | 0   | 0                    | 1                              | 1             | 100.0%                   |
| Roy's Transportation                                   | 0                               | 0   | 0                    | 1                              | 1             | 100.0%                   |
| WBM Trucking   | 0                               | 0   | 1                    | 1                              | 1             | 100.0%                   |
| West Side Boy'z Inc.                                   | 0                               | 0   | 0                    | 1                              | 1             | 100.0%                   |
| Z&Z Trucking   | 0                               | 0   | 0                    | 1                              | 1             | 100.0%                   |
| Final Cleaning Solutions                               | 0                               | 0   | 0                    | 2                              | 2             | 100.0%                   |
| Floyd's Trucking LLC                                   | 0                               | 0   | 2                    | 2                              | 2             | 100.0%                   |
| Horton Automatics dba Overhead Door Corp.              | 0                               | 0   | 0                    | 2                              | 2             | 100.0%                   |
| West Coast Firestopping Inc                            | 0                               | 0   | 1                    | 4                              | 4             | 100.0%                   |
| Global Transloading LLC                                | 0                               | 0   | 1                    | 4                              | 5             | 80.0%                    |
| Kehoe Engineering & Testing, Inc.                      | 0                               | 0   | 1                    | 3                              | 4             | 75.0%                    |
| 24 Hour Sweeping, Inc.                                 | 0                               | 0   | 1                    | 6                              | 8             | 75.0%                    |
| Diversified Janitorial DBA Coast 2 Coast Preservations | 0                               | 0   | 1                    | 6                              | 8             | 75.0%                    |
| Pacific Drilling Company                               | 0                               | 0   | 2                    | 9                              | 13            | 69.2%                    |
| Anytime Dumping Inc.                                   | 0                               | 0   | 11                   | 30                             | 44            | 68.2%                    |
| ASSA ABLOY Entrance Systems                            | 0                               | 0   | 0                    | 2                              | 3             | 66.7%                    |

## LAMP Automated People Mover Project

Data Received Through: September 30, 2024 - Data Source: Contractor's LCP Tracker Report


Prime Contractor: LINXS

| Subcontractor Name                                | Reported Community Sponsorships | <br>HIRE LAX Graduates | Total Impact Workers | Total Impact and Local Workers | Total Workers | Local Hire % (Headcount) |
|---|---------------------------------|--|----------------------|--------------------------------|---------------|--------------------------|
| Hamilton Blake LLC                                | 0                               | 0  | 0                    | 6                              | 9             | 66.7%                    |
| CA Sign   | 0                               | 0  | 0                    | 11                             | 17            | 64.7%                    |
| W Contracting Corporation                         | 0                               | 0  | 7                    | 24                             | 38            | 63.2%                    |
| Unique Scaffold (a dba of Emie & Sons Scagolding) | 0                               | 0  | 0                    | 5                              | 8             | 62.5%                    |
| Zolnay Insulation Inc - Sub to Pan-Pacific        | 0                               | 0  | 0                    | 3                              | 5             | 60.0%                    |
| Harwood Construction Inc                          | 0                               | 0  | 1                    | 9                              | 15            | 60.0%                    |
| Fryman Management Inc                             | 1                               | 0  | 26                   | 124                            | 209           | 59.3%                    |
| Viking Insulation                                 | 0                               | 0  | 0                    | 9                              | 16            | 56.3%                    |
| WCW Inc   | 0                               | 0  | 1                    | 1                              | 2             | 50.0%                    |
| Group Delta                                       | 0                               | 0  | 0                    | 2                              | 4             | 50.0%                    |
| Apollo Electric                                   | 0                               | 0  | 1                    | 3                              | 6             | 50.0%                    |
| GECTWO Inc.                                       | 0                               | 0  | 1                    | 5                              | 10            | 50.0%                    |
| ABC Liovin Drilling Inc                           | 0                               | 0  | 1                    | 8                              | 16            | 50.0%                    |
| Hubcity Trucking                                  | 0                               | 0  | 1                    | 14                             | 28            | 50.0%                    |
| California Earth Transport Inc.                   | 0                               | 0  | 21                   | 65                             | 131           | 49.6%                    |
| Building Electronic Controls                      | 0                               | 0  | 3                    | 11                             | 24            | 45.8%                    |
| Matrix Environmental                              | 0                               | 0  | 5                    | 85                             | 190           | 44.7%                    |
| Dirty Deedz Dumping (dba of T & D Jetter LLC)     | 0                               | 0  | 1                    | 3                              | 7             | 42.9%                    |
| Triumph Painting                                  | 0                               | 0  | 0                    | 9                              | 21            | 42.9%                    |
| LINXS Constructors                                | 10                              | 10   | 114                  | 469                            | 1130          | 41.5%                    |
| Comet Electric                                    | 1                               | 0  | 3                    | 66                             | 161           | 41.0%                    |
| Premier Tile & Marble                             | 0                               | 0  | 2                    | 9                              | 22            | 40.9%                    |
| Birdi Constructors Inc                            | 0                               | 0  | 3                    | 11                             | 27            | 40.7%                    |
| Corrpro Companies                                 | 0                               | 0  | 0                    | 2                              | 5             | 40.0%                    |

## LAMP Automated People Mover Project

Data Received Through: September 30, 2024 - Data Source: Contractor's LCP Tracker Report


Prime Contractor: LINXS

| Subcontractor Name                             | Reported Community Sponsorships | <br>HIRE LAX Graduates | Total Impact Workers | Total Impact and Local Workers | Total Workers | Local Hire % (Headcount) |
|--|---------------------------------|--|----------------------|--------------------------------|---------------|--------------------------|
| Penhall Company                                | 0                               | 0  | 1                    | 17                             | 45            | 37.8%                    |
| Champion Crane Rental Inc.                     | 0                               | 0  | 0                    | 3                              | 8             | 37.5%                    |
| Largo Concrete                                 | NEW                             | 0  | 0                    | 3                              | 8             | 37.5%                    |
| RJ & J Construction Inc                        | 0                               | 0  | 6                    | 16                             | 43            | 37.2%                    |
| ADF International, Inc. DBA as ADF Steel, Inc. | 0                               | 0  | 15                   | 100                            | 270           | 37.0%                    |
| Allied Steel Co. Inc,                          | 0                               | 0  | 8                    | 21                             | 57            | 36.8%                    |
| N/S Corporation                                | 0                               | 0  | 1                    | 4                              | 11            | 36.4%                    |
| Crown Fence Company                            | 0                               | 0  | 0                    | 14                             | 39            | 35.9%                    |
| JT Winsatt Contracting Company                 | 0                               | 0  | 13                   | 96                             | 271           | 35.4%                    |
| Cosco Fire Protection                          | 1                               | 1  | 3                    | 35                             | 100           | 35.0%                    |
| Techno Coatings Inc                            | 0                               | 0  | 4                    | 23                             | 66            | 34.8%                    |
| Diversified Production Services, Inc.          | 0                               | 0  | 4                    | 19                             | 55            | 34.5%                    |
| Metcoe Skylight Specialties                    | 0                               | 0  | 0                    | 10                             | 29            | 34.5%                    |
| ISEC Inc                                       | 0                               | 0  | 5                    | 20                             | 58            | 34.5%                    |
| Woods Commercial Door Inc                      | 0                               | 0  | 0                    | 1                              | 3             | 33.3%                    |
| Hixson Backhoe Service Inc                     | 0                               | 0  | 0                    | 2                              | 6             | 33.3%                    |
| Pugliese Interior Systems Inc                  | 0                               | 0  | 1                    | 2                              | 6             | 33.3%                    |
| Force Demolition                               | 0                               | 0  | 0                    | 3                              | 9             | 33.3%                    |
| South Bay Iron Inc                             | 0                               | 0  | 1                    | 3                              | 9             | 33.3%                    |
| Travertine Inc                                 | 0                               | 0  | 0                    | 3                              | 9             | 33.3%                    |
| Pacific Labor Group                            | 0                               | 0  | 1                    | 4                              | 12            | 33.3%                    |
| Progressive Surface Solution, LLC              | 0                               | 0  | 1                    | 4                              | 12            | 33.3%                    |
| Badger Daylighting                             | 0                               | 0  | 0                    | 5                              | 15            | 33.3%                    |
| DSM Construction                               | 0                               | 0  | 4                    | 8                              | 24            | 33.3%                    |

## LAMP Automated People Mover Project

Data Received Through: September 30, 2024 - Data Source: Contractor's LCP Tracker Report


Prime Contractor: LINXS

| Subcontractor Name                    | Reported Community Sponsorships | <br>HIRE LAX Graduates | Total Impact Workers | Total Impact and Local Workers | Total Workers | Local Hire % (Headcount) |
|---------------------------------------|---------------------------------|--|----------------------|--------------------------------|---------------|--------------------------|
| Anning-Johnson Company                | 2                               | 2  | 9                    | 20                             | 62            | 32.3%                    |
| Granstrom Masonry Inc.                | 0                               | 0  | 0                    | 16                             | 50            | 32.0%                    |
| Bagatelos Architectural Glass Systems | 0                               | 0  | 3                    | 15                             | 47            | 31.9%                    |
| Drill Tech Drilling & Shoring         | 0                               | 0  | 1                    | 7                              | 22            | 31.8%                    |
| Preferred Ceilings Inc.               | 0                               | 0  | 0                    | 5                              | 16            | 31.3%                    |
| BrandSafway Services LLC              | 0                               | 0  | 20                   | 61                             | 197           | 31.0%                    |
| Rosendin Electric                     | 1                               | 1  | 36                   | 176                            | 569           | 30.9%                    |
| SC Coatings Corp.                     | 0                               | 0  | 1                    | 4                              | 13            | 30.8%                    |
| The Culver Group                      | 0                               | 0  | 6                    | 8                              | 26            | 30.8%                    |
| Commerce Coating Services             | 0                               | 0  | 2                    | 23                             | 75            | 30.7%                    |
| Best Contracting Services             | 0                               | 0  | 3                    | 40                             | 133           | 30.1%                    |
| Miller Equipment Rental               | 0                               | 0  | 4                    | 9                              | 30            | 30.0%                    |
| Bali Construction                     | 2                               | 2  | 9                    | 24                             | 80            | 30.0%                    |
| Legacy Foundations                    | 0                               | 0  | 9                    | 25                             | 84            | 29.8%                    |
| The JV Land Clearing Company Inc      | 0                               | 0  | 0                    | 5                              | 17            | 29.4%                    |
| Merli Concrete Pumping                | 0                               | 0  | 0                    | 7                              | 24            | 29.2%                    |
| Pan-Pacific Mechanical                | 0                               | 0  | 11                   | 70                             | 240           | 29.2%                    |
| Crosstown Electric & Data Inc.        | 0                               | 0  | 0                    | 2                              | 7             | 28.6%                    |
| Sancon Technologies                   | 0                               | 0  | 0                    | 2                              | 7             | 28.6%                    |
| Legacy Reinforcing Steel              | 0                               | 0  | 2                    | 15                             | 53            | 28.3%                    |
| Concrete Coring Company               | 0                               | 0  | 2                    | 11                             | 39            | 28.2%                    |
| Imperial Specialty Contracting Inc.   | 0                               | 0  | 0                    | 9                              | 32            | 28.1%                    |
| Southwest Steel of California         | 0                               | 0  | 5                    | 16                             | 57            | 28.1%                    |
| CMC Rebar West                        | 0                               | 0  | 15                   | 87                             | 316           | 27.5%                    |

## LAMP Automated People Mover Project

Data Received Through: September 30, 2024 - Data Source: Contractor's LCP Tracker Report


Prime Contractor: LINXS

| Subcontractor Name                 | Reported Community Sponsorships | <br>HIRE LAX Graduates | Total Impact Workers | Total Impact and Local Workers | Total Workers | Local Hire % (Headcount) |
|------------------------------------|---------------------------------|--|----------------------|--------------------------------|---------------|--------------------------|
| CMF Inc.                           | 0                               | 0  | 6                    | 31                             | 113           | 27.4%                    |
| Mike Payne & Associates            | 0                               | 0  | 1                    | 3                              | 11            | 27.3%                    |
| Frank S. Smith Masonry Inc.        | 0                               | 0  | 3                    | 21                             | 77            | 27.3%                    |
| Standard Drywall Inc.              | 0                               | 0  | 21                   | 71                             | 265           | 26.8%                    |
| Century Sweeping                   | 0                               | 0  | 1                    | 4                              | 15            | 26.7%                    |
| Pacific Steel Group                | 0                               | 0  | 3                    | 29                             | 109           | 26.6%                    |
| Norcal Pipeline Services           | 1                               | 1  | 4                    | 24                             | 91            | 26.4%                    |
| Halco Testing Services             | 0                               | 0  | 1                    | 1                              | 4             | 25.0%                    |
| Industrial High Voltage            | 0                               | 0  | 0                    | 1                              | 4             | 25.0%                    |
| Rebar Engineering                  | 0                               | 0  | 0                    | 2                              | 8             | 25.0%                    |
| Veterans Engineering Services Inc. | 0                               | 0  | 0                    | 3                              | 12            | 25.0%                    |
| Belcastro Construction Management  | 0                               | 0  | 2                    | 4                              | 16            | 25.0%                    |
| Lucas Builders                     | 0                               | 0  | 3                    | 15                             | 61            | 24.6%                    |
| Nevell Group Inc                   | 0                               | 0  | 3                    | 38                             | 155           | 24.5%                    |
| Coast Building Products            | 0                               | 0  | 0                    | 5                              | 22            | 22.7%                    |
| Masonry Concepts                   | 0                               | 0  | 1                    | 7                              | 31            | 22.6%                    |
| M S Rouse Company                  | 0                               | 0  | 0                    | 2                              | 9             | 22.2%                    |
| Onyx Building Group                | 0                               | 0  | 4                    | 15                             | 68            | 22.1%                    |
| Regional Steel Corporation         | 0                               | 0  | 0                    | 3                              | 14            | 21.4%                    |
| Griffith Company                   | 0                               | 0  | 2                    | 27                             | 127           | 21.3%                    |
| Rolling Plains Construction        | 0                               | 0  | 2                    | 4                              | 19            | 21.1%                    |
| Sterndahl Enterprises, Inc         | 0                               | 0  | 3                    | 15                             | 72            | 20.8%                    |
| Rutherford Co. Inc                 | 0                               | 0  | 0                    | 1                              | 5             | 20.0%                    |
| Smithson Electric                  | 0                               | 0  | 0                    | 1                              | 5             | 20.0%                    |

## LAMP Automated People Mover Project

Data Received Through: September 30, 2024 - Data Source: Contractor's LCP Tracker Report


Prime Contractor: LINXS

| Subcontractor Name                                       | Reported Community Sponsorships | <br>HIRE LAX Graduates | Total Impact Workers | Total Impact and Local Workers | Total Workers | Local Hire % (Headcount) |
|--|---------------------------------|--|----------------------|--------------------------------|---------------|--------------------------|
| Koppl Pipeline Services                                  | 0                               | 0  | 0                    | 2                              | 10            | 20.0%                    |
| Maxwell's Backhoe Inc DBA MBI Excavation (Sub to Pan-Pa) | 0                               | 0  | 0                    | 2                              | 10            | 20.0%                    |
| Toro Enterprises   | 0                               | 0  | 0                    | 4                              | 20            | 20.0%                    |
| All American Asphalt                                     | 0                               | 0  | 8                    | 24                             | 133           | 18.0%                    |
| Marne Construction Inc                                   | 0                               | 0  | 5                    | 23                             | 130           | 17.7%                    |
| Crane Rental Service Inc                                 | 0                               | 0  | 0                    | 1                              | 6             | 16.7%                    |
| Site Solution Services, Inc.                             | 0                               | 0  | 0                    | 1                              | 6             | 16.7%                    |
| T & H Interior Services Inc                              | 0                               | 0  | 0                    | 1                              | 6             | 16.7%                    |
| 2R Drilling  | 0                               | 0  | 0                    | 2                              | 12            | 16.7%                    |
| Penn Air Control   | 0                               | 0  | 0                    | 2                              | 12            | 16.7%                    |
| Troyer Contracting Company                               | 0                               | 0  | 0                    | 4                              | 24            | 16.7%                    |
| Tahlequah Rebar Info                                     | 0                               | 0  | 2                    | 7                              | 42            | 16.7%                    |
| Dywidag Systems International                            | 0                               | 0  | 0                    | 11                             | 68            | 16.2%                    |
| Winegardner Masonry Inc                                  | 0                               | 0  | 0                    | 9                              | 56            | 16.1%                    |
| Malcolm Drilling   | 0                               | 0  | 1                    | 3                              | 19            | 15.8%                    |
| RMA Group  | 0                               | 0  | 0                    | 2                              | 13            | 15.4%                    |
| Sequoia Consultants, Inc.                                | 0                               | 0  | 1                    | 13                             | 85            | 15.3%                    |
| ElIjay Acoustics Inc                                     | 0                               | 0  | 4                    | 8                              | 53            | 15.1%                    |
| Pre-Fab Builders Inc.                                    | 0                               | 0  | 3                    | 8                              | 53            | 15.1%                    |
| Integrity Rebar Placers                                  | 0                               | 0  | 1                    | 13                             | 89            | 14.6%                    |
| Bill Carr Surveys, Inc.                                  | 0                               | 0  | 1                    | 2                              | 14            | 14.3%                    |
| JLS Concrete Pumping (dba of Brundage Bone Concrete)     | 0                               | 0  | 0                    | 7                              | 54            | 13.0%                    |
| BHC Crane LLC  | 0                               | 0  | 0                    | 1                              | 8             | 12.5%                    |
| South Coast Sweeping                                     | 0                               | 0  | 0                    | 1                              | 8             | 12.5%                    |

## LAMP Automated People Mover Project

Data Received Through: September 30, 2024 - Data Source: Contractor's LCP Tracker Report


Prime Contractor: LINXS

| Subcontractor Name   | Reported Community Sponsorships | <br>HIRE LAX Graduates | Total Impact Workers | Total Impact and Local Workers | Total Workers | Local Hire % (Headcount) |
|--|---------------------------------|--|----------------------|--------------------------------|---------------|--------------------------|
| M. B. Herzog Electric                                      | 0                               | 0  | 0                    | 2                              | 16            | 12.5%                    |
| Siemens Industry Inc.                                      | 0                               | 0  | 0                    | 1                              | 9             | 11.1%                    |
| Genesis One Group  | 0                               | 0  | 1                    | 2                              | 18            | 11.1%                    |
| Vertical Access, Inc                                       | 0                               | 0  | 1                    | 6                              | 57            | 10.5%                    |
| Connor Concrete Cutting & Coring                           | 0                               | 0  | 1                    | 1                              | 10            | 10.0%                    |
| Red Hawk Services  | 0                               | 0  | 1                    | 2                              | 20            | 10.0%                    |
| Schindler Elevator Corporation                             | 0                               | 0  | 3                    | 7                              | 70            | 10.0%                    |
| G & F Concrete Cutting                                     | 0                               | 0  | 1                    | 2                              | 22            | 9.1%                     |
| Maxim Crane LP   | 0                               | 0  | 0                    | 11                             | 128           | 8.6%                     |
| Alert Insulation Company Inc.                              | 0                               | 0  | 0                    | 1                              | 12            | 8.3%                     |
| Conco Pumping a dba of Gonsalves & Santucci                | 0                               | 0  | 1                    | 1                              | 12            | 8.3%                     |
| Shaw & Sons Inc.   | 0                               | 0  | 0                    | 7                              | 101           | 6.9%                     |
| C Below Inc  | 1                               | 1  | 1                    | 1                              | 16            | 6.3%                     |
| Lightning Protection Systems dba VFC Lightning Protection  | 0                               | 0  | 0                    | 1                              | 20            | 5.0%                     |
| NMN Construction   | 0                               | 0  | 0                    | 1                              | 22            | 4.5%                     |
| Chavan Trucking  | 0                               | 0  | 0                    | 1                              | 26            | 3.8%                     |
| Reliable Construction Services LLC                         | 0                               | 0  | 0                    | 1                              | 29            | 3.4%                     |
| Bragg Crane Service  | 0                               | 0  | 0                    | 1                              | 44            | 2.3%                     |
| Mr Crane   | 0                               | 0  | 0                    | 2                              | 101           | 2.0%                     |
| Arriaga Transport  | 0                               | 0  | 0                    | 0                              | 1             | 0.0%                     |
| ARS Construction Services, Inc. dba Concrete Cutters Inter | 0                               | 0  | 0                    | 0                              | 1             | 0.0%                     |
| B & D Construction Co.                                     | 0                               | 0  | 0                    | 0                              | 1             | 0.0%                     |
| Cal Transport Inc.   | 0                               | 0  | 0                    | 0                              | 1             | 0.0%                     |
| California Testing & Inspections Inc.                      | 0                               | 0  | 0                    | 0                              | 1             | 0.0%                     |

## LAMP Automated People Mover Project

Data Received Through: September 30, 2024 - Data Source: Contractor's LCP Tracker Report

Prime Contractor: LINXS


| Subcontractor Name                     | Reported Community Sponsorships |  HIRE LAX Graduates | Total Impact Workers | Total Impact and Local Workers | Total Workers | Local Hire % (Headcount) |
|--|---------------------------------|---|----------------------|--------------------------------|---------------|--------------------------|
| Canyon City Trucking                   | 0                               | 0   | 0                    | 0                              | 1             | 0.0%                     |
| JT Excavating                          | 0                               | 0   | 0                    | 0                              | 1             | 0.0%                     |
| L.A. Rebar Welding                     | 0                               | 0   | 0                    | 0                              | 1             | 0.0%                     |
| Liban The Dream Inc.                   | 0                               | 0   | 0                    | 0                              | 1             | 0.0%                     |
| MS Construction                        | 0                               | 0   | 0                    | 0                              | 1             | 0.0%                     |
| Power One LLC                          | 0                               | 0   | 0                    | 0                              | 1             | 0.0%                     |
| Professional Utility Locating Services | 0                               | 0   | 0                    | 0                              | 1             | 0.0%                     |
| R.J. Lalonde Inc                       | 0                               | 0   | 0                    | 0                              | 1             | 0.0%                     |
| Terry Rhodes Backhoe Service Inc.      | 0                               | 0   | 0                    | 0                              | 1             | 0.0%                     |
| A-Gas US Inc., dba Rapid Recovery      | 0                               | 0   | 0                    | 0                              | 2             | 0.0%                     |
| Bielski Specialty Services             | 0                               | 0   | 0                    | 0                              | 2             | 0.0%                     |
| Cramer Painting Inc                    | 0                               | 0   | 0                    | 0                              | 2             | 0.0%                     |
| Ground Penetrating Radar Systems LLC   | 0                               | 0   | 0                    | 0                              | 2             | 0.0%                     |
| Horizon Underground                    | NEW                             | 0   | 0                    | 0                              | 2             | 0.0%                     |
| Karcher Environmental                  | 0                               | 0   | 0                    | 0                              | 2             | 0.0%                     |
| KM3N-B DBA Terra Petra                 | 0                               | 0   | 0                    | 0                              | 2             | 0.0%                     |
| Resa Power LLC                         | 0                               | 0   | 0                    | 0                              | 2             | 0.0%                     |
| ACE Concrete Cutting, Inc.             | 0                               | 0   | 0                    | 0                              | 3             | 0.0%                     |
| CMZ Excavation, Inc.                   | 0                               | 0   | 0                    | 0                              | 3             | 0.0%                     |
| Culwell Abrasive Inc.                  | 0                               | 0   | 0                    | 0                              | 3             | 0.0%                     |
| D. C. Drilling Inc.                    | 0                               | 0   | 0                    | 0                              | 3             | 0.0%                     |
| Fastrack Rentals                       | 0                               | 0   | 0                    | 0                              | 3             | 0.0%                     |
| Antoine Electric Inc                   | 0                               | 0   | 0                    | 0                              | 4             | 0.0%                     |
| Automated Gate Services Inc.           | 0                               | 0   | 0                    | 0                              | 4             | 0.0%                     |



## LAMP Automated People Mover Project

Data Received Through: September 30, 2024 - Data Source: Contractor's LCP Tracker Report

Prime Contractor: LINXS

| Subcontractor Name                            | Reported Community Sponsorships |  HIRE LAX Graduates | Total Impact Workers | Total Impact and Local Workers | Total Workers | Local Hire % (Headcount) |
|---|---------------------------------|---|----------------------|--------------------------------|---------------|--------------------------|
| Cooper Engineering                            | 0                               | 0   | 0                    | 0                              | 4             | 0.0%                     |
| Del Secco Diamond Core & Saw Inc.             | 0                               | 0   | 0                    | 0                              | 4             | 0.0%                     |
| Guildworks CA LLC                             | 0                               | 0   | 0                    | 0                              | 4             | 0.0%                     |
| Hydrosprout Inc                               | 0                               | 0   | 0                    | 0                              | 4             | 0.0%                     |
| Matt Chlor Inc                                | 0                               | 0   | 0                    | 0                              | 4             | 0.0%                     |
| Sunstate Installations                        | 0                               | 0   | 0                    | 0                              | 4             | 0.0%                     |
| The LKR Group                                 | 0                               | 0   | 0                    | 0                              | 4             | 0.0%                     |
| Barneys Hole Digging                          | 0                               | 0   | 0                    | 0                              | 5             | 0.0%                     |
| Master Coast, Inc.                            | 0                               | 0   | 0                    | 0                              | 5             | 0.0%                     |
| Cascade Drilling LP                           | 0                               | 0   | 0                    | 0                              | 7             | 0.0%                     |
| Hipp Wrap Containment                         | 0                               | 0   | 0                    | 0                              | 7             | 0.0%                     |
| Woodbridge Glass                              | 0                               | 0   | 0                    | 0                              | 7             | 0.0%                     |
| Commercial Scaffolding of CA Inc              | 0                               | 0   | 0                    | 0                              | 10            | 0.0%                     |
| Traffic Loops Crackfilling Inc.               | 0                               | 0   | 0                    | 0                              | 10            | 0.0%                     |
| Dean's Certifies Welding Inc.                 | 0                               | 0   | 0                    | 0                              | 11            | 0.0%                     |
| Tres Amigos Trucking                          | 0                               | 0   | 0                    | 0                              | 11            | 0.0%                     |
| Bragg Heavy Transport                         | 0                               | 0   | 0                    | 0                              | 12            | 0.0%                     |
| Hydraulic Cranes LLC                          | 0                               | 0   | 0                    | 0                              | 12            | 0.0%                     |
| ADF Structural Steel                          | 0                               | 0   | 0                    | 0                              | 13            | 0.0%                     |
| H.D. Concnstruction Equipment Inc. (HDCE)     | 0                               | 0   | 0                    | 0                              | 15            | 0.0%                     |
| David L. Addison dba Addison Equipment Rental | 0                               | 0   | 0                    | 0                              | 16            | 0.0%                     |
| Torrent Resources (CA) Inc                    | 0                               | 0   | 0                    | 0                              | 20            | 0.0%                     |
| Baryeh Construction                           | 0                               | 0   | 0                    | 0                              | 21            | 0.0%                     |
|   | <b>20</b>                       | <b>18</b>   | <b>518</b>           | <b>2,638</b>                   | <b>8,809</b>  | <b>29.9%</b>             |

## LAMP Automated People Mover Project

Data Received Through: September 30, 2024 - Data Source: Contractor's LCP Tracker Report

Prime Contractor: LINXS

| Subcontractor Name | Reported Community Sponsorships | <br>HIRE LAX Graduates | Total Impact Workers | Total Impact and Local Workers | Total Workers | Local Hire % (Headcount) |
|--------------------|---------------------------------|--|----------------------|--------------------------------|---------------|--------------------------|
|--------------------|---------------------------------|--|----------------------|--------------------------------|---------------|--------------------------|

**LAX PLA Article III, Section 6 Contractor Hiring Obligations** - . . . to maximize the employment of qualified local persons residing within the area of the Project, with the goal that at least 30% of each contractor’s employees hired under this Agreement shall be either residents of the cities immediately adjacent to LAX or of the City of Los Angeles (“local residents”). Contractors shall develop a hiring plan and maintain records of their compliance efforts.