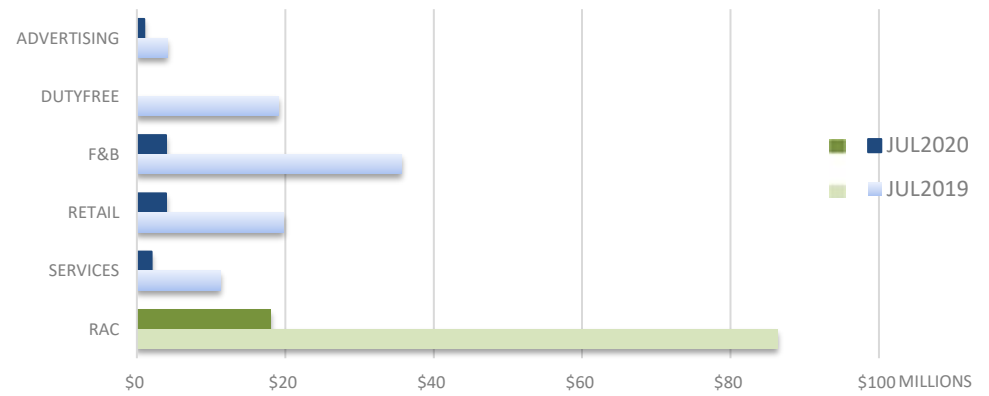


CONCESSION	JULY 2020	JULY 2019	CHANGE
ADVERTISING	\$1,011,449	\$4,161,628	-75.7%
DUTYFREE	\$0	\$19,114,904	-100.0%
F&B	\$3,915,420	\$35,603,826	-89.0%
RETAIL	\$3,923,108	\$19,756,459	-80.1%
SERVICES	\$1,972,519	\$11,262,885	-82.5%
<b>IN-TERMINAL CON.</b>	<b>\$10,822,496</b>	<b>\$89,899,701</b>	<b>-88.0%</b>
RAC	\$18,089,538	\$86,280,251	-79.0%
<b>OFF-TERMINAL CON.</b>	<b>\$18,089,538</b>	<b>\$86,280,251</b>	<b>-79.0%</b>
<b>TOTAL CONCESSION</b>	<b>\$28,912,034</b>	<b>\$176,179,952</b>	<b>-83.6%</b>



ADVERTISING	JULY 2020	JULY 2019	CHANGE
T1	\$56,107	\$329,765	-83.0%
T2	\$211,763	\$394,219	-46.3%
T3	\$177,940	\$378,098	-52.9%
T4	\$162,257	\$558,307	-70.9%
T5	\$90,869	\$252,142	-64.0%
T6	\$16,909	\$164,948	-89.7%
T7	\$61,513	\$385,619	-84.0%
T8	\$706	\$121,942	-99.4%
TBIT	\$233,385	\$1,576,588	-85.2%
<b>TOTAL</b>	<b>\$1,011,449</b>	<b>\$4,161,628</b>	<b>-75.7%</b>

RAC	JULY 2020	JULY 2019	CHANGE
LAX	\$18,089,538	\$86,280,251	-79.0%
<b>TOTAL</b>	<b>\$18,089,538</b>	<b>\$86,280,251</b>	<b>-79.0%</b>

**COMMENTS:**

Overall, Concession sales are down 83.6% (\$147.27m). In-Terminal Concession sales are down 88% (\$79.08m), compared to the 81.1% enplaned passenger (PAX) decline during the same period.

Advertising sales are down 75.7% (\$3.15m).

Duty Free sales are down 100% (\$19.11m). All the Duty-Free stores are closed as the Int' PAX numbers are down 91.1% YoY due to impact of COVID-19.

F & B sales are down 89% (\$31.69m), which is worse than the decrease in PAX of 81.1%. Sales in TCM terminals are down 89.4% (\$18.6m), while TCM terminals PAX are down 84.7%. Sales in Non-TCM terminals are down 88.4% (\$13.08m), while the PAX in Non-TCM terminals are down 75.5%.

Retail sales are down 80.6% (\$15.96m). TCM terminals sales are down 85.9% (\$11.78m) compared to the 84.7% decrease in TCM terminals PAX numbers. Sales in Non-TCM terminals are down 68.7% (\$4.18m), while PAX numbers in Non-TCM terminals are down 75.5%.

Gross sales from Services are down 82.5% (\$9.29m).

RAC sales are down 79% (\$68.19m).

DUTY FREE	JULY 2020	JULY 2019	CHANGE
T2	\$0	\$560,289	-100.0%
T3	\$0	\$45,657	-100.0%
T4	\$0	\$542,395	-100.0%
T5	\$0	\$56,956	-100.0%
T6	\$0	\$327,190	-100.0%
T7	\$0	\$345,959	-100.0%
TBIT	\$0	\$17,236,457	-100.0%
<b>TOTAL</b>	<b>\$0</b>	<b>\$19,114,904</b>	<b>-100.0%</b>

F & B	JULY 2020	JULY 2019	CHANGE
T1	\$602,997	\$3,792,155	-84.1%
T2	\$654,070	\$3,343,724	-80.4%
T3	\$2,062	\$3,014,207	-99.9%
T6	\$475,764	\$3,800,758	-87.5%
TBIT	\$467,969	\$6,855,676	-93.2%
<b>TCM TERM.</b>	<b>\$2,202,862</b>	<b>\$20,806,521</b>	<b>-89.4%</b>
T4	\$705,452	\$4,795,481	-85.3%
T5	\$728,495	\$4,966,082	-85.3%
T7	\$278,611	\$3,748,288	-92.6%
T8	\$0	\$1,287,455	-100.0%
<b>NON-TCM TERM.</b>	<b>\$1,712,558</b>	<b>\$14,797,305</b>	<b>-88.4%</b>
<b>TOTAL</b>	<b>\$3,915,420</b>	<b>\$35,603,826</b>	<b>-89.0%</b>

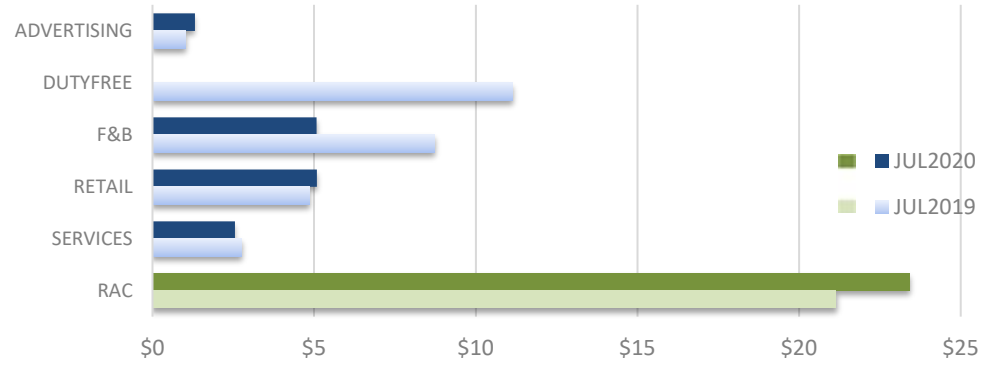
RETAIL	JULY 2020	JULY 2019	CHANGE
T1	\$528,057	\$1,914,998	-72.4%
T2	\$497,684	\$1,685,160	-70.5%
T3	\$1,147	\$755,490	-99.8%
T6	\$308,517	\$1,566,080	-80.3%
TBIT	\$601,175	\$7,793,410	-92.3%
<b>TCM TERM.</b>	<b>\$1,936,580</b>	<b>\$13,715,138</b>	<b>-85.9%</b>
T4	\$695,354	\$2,281,108	-69.5%
T5	\$828,437	\$1,470,766	-43.7%
T7	\$375,974	\$1,942,519	-80.6%
T8	\$0	\$382,296	-100.0%
<b>NON-TCM TERM.</b>	<b>\$1,899,764</b>	<b>\$6,076,690</b>	<b>-68.7%</b>
<b>TOTAL</b>	<b>\$3,836,345</b>	<b>\$19,791,828</b>	<b>-80.6%</b>

SERVICES	JULY 2020	JULY 2019	CHANGE
T1	\$302,724	\$422,300	-28.3%
T2	\$507,328	\$1,747,482	-71.0%
T3	\$7,159	\$92,575	-92.3%
T4	\$163,846	\$1,150,606	-85.8%
T5	\$141,561	\$401,680	-64.8%
T6	\$189,604	\$838,977	-77.4%
T7	\$185,150	\$880,043	-79.0%
T8	\$25	\$35,786	-99.9%
TBIT	\$475,121	\$5,693,436	-91.7%
<b>TOTAL</b>	<b>\$1,972,519</b>	<b>\$11,262,885</b>	<b>-82.5%</b>

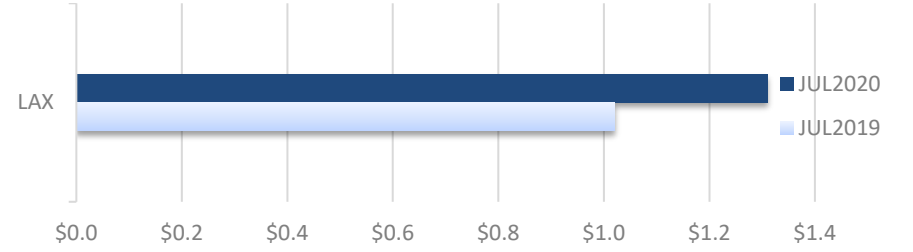
**CONCESSION SALES ROLLING 12-MONTH**



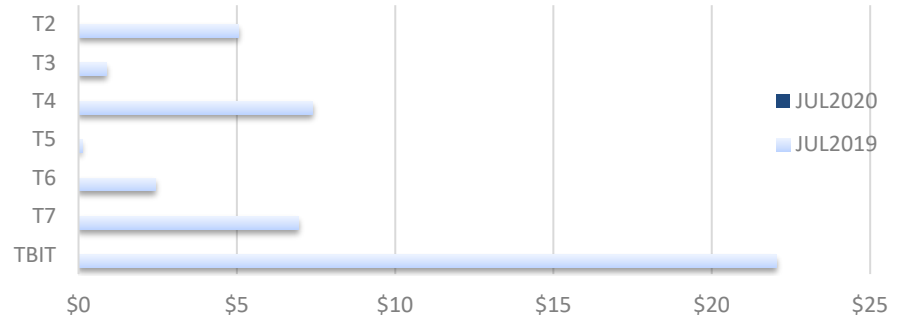
CONCESSION	JULY 2020	JULY 2019	CHANGE
ADVERTISING	\$1.31	\$1.02	+28.4%
DUTYFREE <sup>1</sup>	\$0.00	\$11.15	-100.0%
F&B	\$5.07	\$8.73	-41.9%
RETAIL	\$5.08	\$4.84	+4.9%
SERVICES	\$2.55	\$2.76	-7.5%
<b>IN-TERMINAL CON.</b>	<b>\$14.01</b>	<b>\$22.04</b>	<b>-36.4%</b>
RAC	\$23.43	\$21.15	+10.8%
<b>OFF-TERMINAL CON.</b>	<b>\$23.43</b>	<b>\$21.15</b>	<b>+10.8%</b>
<b>TOTAL CONCESSION</b>	<b>\$37.44</b>	<b>\$43.19</b>	<b>-13.3%</b>



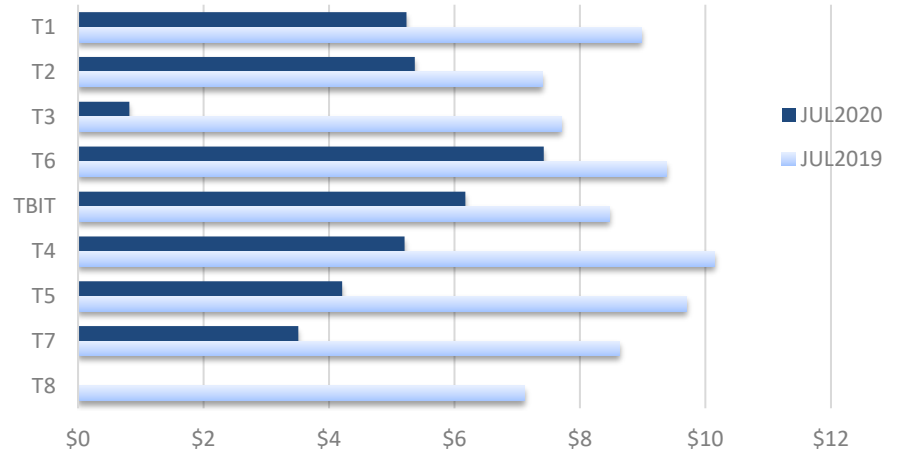
ADVERTISING	JULY 2020	JULY 2019	CHANGE
LAX	\$1.31	\$1.02	+28.4%
<b>TOTAL</b>	<b>\$1.31</b>	<b>\$1.02</b>	<b>+28.4%</b>



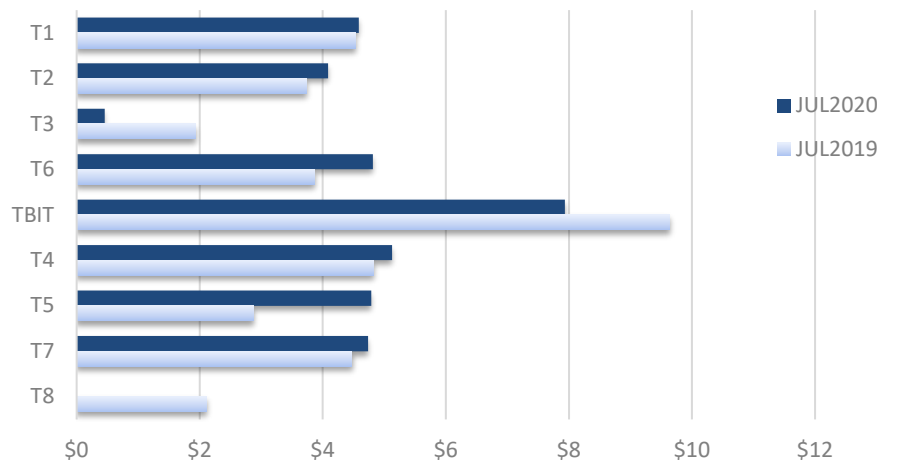
DUTY FREE <sup>1</sup>	JULY 2020	JULY 2019	CHANGE
T2	\$0.00	\$5.04	-100.0%
T3	\$0.00	\$0.88	-100.0%
T4	\$0.00	\$7.40	-100.0%
T5	\$0.00 <sup>2</sup>	\$0.11 <sup>2</sup>	-100.0%
T6	\$0.00	\$2.44	-100.0%
T7	\$0.00	\$6.94	-100.0%
TBIT	\$0.00	\$22.04	-100.0%
<b>TOTAL</b>	<b>\$0.00</b>	<b>\$11.15</b>	<b>-100.0%</b>



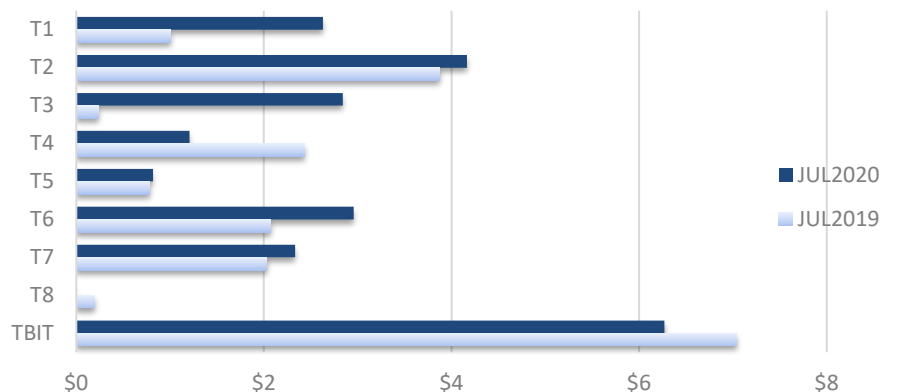
F & B	JULY 2020	JULY 2019	CHANGE
T1	\$5.24	\$8.99	-41.7%
T2	\$5.37	\$7.41	-27.5%
T3	\$0.82	\$7.71	-89.4%
T6	\$7.42	\$9.38	-20.8%
TBIT	\$6.17	\$8.47	-27.1%
<b>TCM TERM.</b>	<b>\$5.81</b>	<b>\$8.39</b>	<b>-30.8%</b>
T4	\$5.20	\$10.14	-48.7%
T5	\$4.21	\$9.70	-56.6%
T7	\$3.51	\$8.63	-59.3%
T8	\$0.00	\$7.12	-100.0%
<b>NON-TCM TERM.</b>	<b>\$4.36</b>	<b>\$9.25</b>	<b>-52.9%</b>
<b>TOTAL</b>	<b>\$5.07</b>	<b>\$8.73</b>	<b>-41.9%</b>



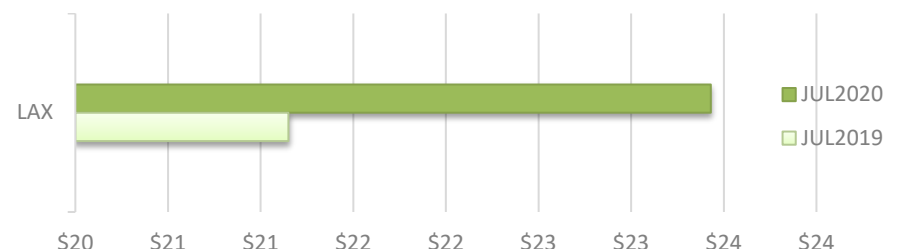
RETAIL	JULY 2020	JULY 2019	CHANGE
T1	\$4.59	\$4.54	+1.1%
T2	\$4.08	\$3.73	+9.4%
T3	\$0.46	\$1.93	-76.4%
T6	\$4.81	\$3.86	+24.6%
TBIT	\$7.93	\$9.63	-17.6%
<b>TCM TERM.</b>	<b>\$5.10</b>	<b>\$5.53</b>	<b>-7.7%</b>
T4	\$5.13	\$4.82	+6.3%
T5	\$4.79	\$2.87	+66.7%
T7	\$4.74	\$4.47	+5.9%
T8	\$0.00	\$2.11	-100.0%
<b>NON-TCM TERM.</b>	<b>\$4.84</b>	<b>\$3.80</b>	<b>+27.3%</b>
<b>TOTAL</b>	<b>\$4.97</b>	<b>\$4.85</b>	<b>+2.4%</b>



SERVICES	JULY 2020	JULY 2019	CHANGE
T1	\$2.63	\$1.00	+162.7%
T2	\$4.16	\$3.87	+7.6%
T3	\$2.84	\$0.24	+1099.6%
T4	\$1.21	\$2.43	-50.3%
T5	\$0.82	\$0.78	+4.3%
T6	\$2.96	\$2.07	+42.9%
T7	\$2.33	\$2.03	+15.1%
T8	\$0.01	\$0.20	-97.3%
TBIT	\$6.27	\$7.04	-10.9%
<b>TOTAL</b>	<b>\$2.55</b>	<b>\$2.76</b>	<b>-7.5%</b>



RAC	JULY 2020	JULY 2019	CHANGE
LAX	\$23.43	\$21.15	+10.8%
<b>TOTAL</b>	<b>\$23.43</b>	<b>\$21.15</b>	<b>+10.8%</b>



<sup>1</sup> Duty Free sales per enplanement (SPE) is based on international enplaned passengers (PAX), while all the others are based on all enplaned PAX.

<sup>2</sup> With the one exception being Duty Free SPE in T5 in which the all enplaned PAX numbers are used as the denominator instead of the international enplaned PAX numbers.